

**2024**

**CATALOGUE**



**WATER**  
**MP&T**  
Management Projects & Technology

# Contents


Pipes.....	2
High-pressure fittings.....	12
Dripline fittings.....	34
Valves.....	49
Filters.....	64
RDI – Responsive drip irrigation.....	69
Micro irrigation.....	72
Garden & landscape.....	94
Equipment, tools & accessories.....	105
DIY (Do it yourself) irrigation kits.....	111
Tracon repair clamps.....	118
IWMC welding machines.....	138
Advanced water treatment.....	150
Efficient water management.....	153




# PIPES

---

Wide selection of Polyethylene (PE) pipes that cater to drinking water, irrigation, and telecommunication applications. Our high-quality pipes are constructed from top-grade virgin High-Density Polyethylene, making them an ideal choice for high-pressure systems and potable water applications. In addition, our irrigation pipes are made from Low-Density Polyethylene, rendering them highly flexible and well-suited for connecting various off-takes (starters), fittings, and drippers.



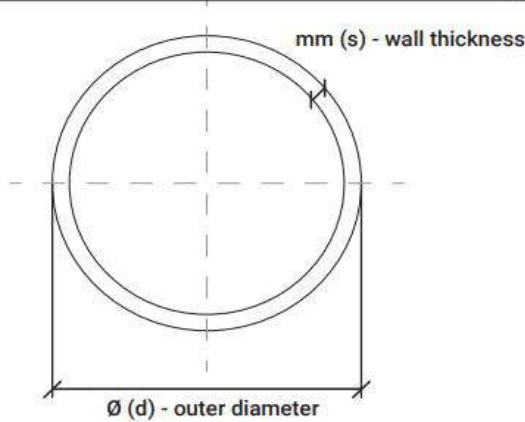




# Drinking water pipes

Crafted from top-of-the-line High-Density Polyethylene (HDPE) material, our PE100 pipes boast exceptional long-term strength properties, ensuring safe and secure transportation of potable water. The lengthy molecular chains of our pipes make them an ideal choice for high-pressure pipeline systems, while their durability and resistance to UV radiation ensure prolonged service life.

We offer PE100 pipes in diameter from Ø20 to Ø400 mm to cater to all your piping requirements.



## Standard Dimension Ratio $SDR \cong d/s$

**Definition** - The numerical designation of pipe series is a convenient round number. Approximately equal to the dimension ratio of nominal outside diameter and the nominal wall thickness.

### NOTE

DVGW, KIWA, WIEN-ZERT, ÉMI, UBA and OIB certificates are valid for Ø20 mm - 225 mm

### Specifications and Technical data

<b>Diameter</b>	20 - 400 mm
<b>Color</b>	Black, with blue stripes
<b>Packaging</b>	50, 100, 200, 300, 500 m rolls, 6 m pipes, or custom made
<b>Operating Pressure</b>	10 - 16 bar
<b>Heat Resistance</b>	-20 - +40°C; however when used over +20°C the lifetime and pressure resistance is decreased <ul style="list-style-type: none"> <li>• Below +4°C becomes more rigid, and could be easily damaged;</li> <li>• Below -5°C is not recommended for installation</li> </ul>
<b>Thermal Dilatation</b>	0.2 mm/m/ °C
<b>Certification</b>	DVGW, KIWA, WIEN-ZERT, ÉMI, UBA and OIB certificates
<b>Standard</b>	ISO 17885, EN 12201
<b>Field Of Use</b>	Cold-water pressure line networking
<b>Methods Of Connection</b>	<ul style="list-style-type: none"> <li>• PP Compression fittings</li> <li>• Butt fusion welding</li> <li>• Electrofusion fittings</li> </ul>

### Features

- Long lifetime (even 50 years when placed in the ground)
- UV resistant
- Accurate design and construction
- Appropriate size trench work, preparation of ballast





PE100 pipes are the third generation of pipe grade PE. Made from first-class High-Density Polyethylene, providing a safe way to transfer potable water. They are characterized by a long service life and UV resistance. Connection: PP compression fittings, butt fusion welding, electro-fusion welding, and socket fusion.

Group 01015

## SDR11 - PN 16 BAR

Code	Package	Type	Stock
<b>Ø20 x 2.0 mm</b>			
01015025	100	Coil	✓
01015027	200	Coil	✗
01015032	300	Coil	✗
01015035	500	Coil	✗
<b>Ø25 x 2.3 mm</b>			
01015065	100	Coil	✓
01015067	200	Coil	✗
01015077	6	Rod	✗
<b>Ø32 x 3.0 mm</b>			
01015105	100	Coil	✓
01015107	200	Coil	✗
01015117	6	Rod	✗
<b>Ø40 x 3.7 mm</b>			
01015164	50	Coil	✗
01015165	100	Coil	✓
01015167	200	Coil	✗
01015177	6	Rod	✗
<b>Ø50 x 4.6 mm</b>			
01015223	50	Coil	✗
01015225	100	Coil	✓
01015237	6	Rod	✗

Code	Package	Type	Stock
<b>Ø63 x 5.8 mm</b>			
01015283	50	Coil	✗
01015285	100	Coil	✓
01015297	6	Rod	✗
<b>Ø75 x 6.8 mm</b>			
01015363	50	Coil	✗
01015365	100	Coil	✗
01015377	6	Rod	✗
<b>Ø90 x 8.2 mm</b>			
01015423	50	Coil	✗
01015425	100	Coil	✓
01015437	6	Rod	✗
<b>Ø110 x 10.0 mm</b>			
01015483	50	Coil	✗
01015485	100	Coil	✗
01015497	6	Rod	✗
<b>Ø125 x 11.4 mm</b>			
01015557	6	Rod	✗
<b>Ø140 x 12.7 mm</b>			
01015617	6	Rod	✗
<b>Ø160 x 14.6 mm</b>			
01015677	6	Rod	✗

Code	Package	Type	Stock
<b>Ø180 x 16.4 mm</b>			
01015737	6	Rod	✗
<b>Ø200 x 18.2 mm</b>			
01015797	6	Rod	✗
<b>Ø225 x 20.5 mm</b>			
01015820	6	Rod	✗
<b>Ø250 x 22.7 mm</b>			
01015850	6	Rod	✗
<b>Ø280 x 25.4 mm</b>			
01015833	6	Rod	✗
<b>Ø315 x 28.6 mm</b>			
01015843	6	Rod	✗
<b>Ø355 x 32.2 mm</b>			
01015853	6	Rod	✗
<b>Ø400 x 36.3 mm</b>			
01015893	6	Rod	✗

Group 01015

## SDR 13.6 - PN 12.5 BAR

Code	Package	Type	Stock
<b>Ø25 x 2.0 mm</b>			
01015045	100	Coil	✓
01015047	200	Coil	✗

Code	Package	Type	Stock
<b>Ø32 x 2.4 mm</b>			
01015865	100	Coil	✓
01015867	200	Coil	✗

Group 01015

## SDR 17 - PN 10 BAR

Code	Package	Type	Stock
<b>Ø32 x 2.0 mm</b>			
01015085	100	Coil	✓
01015087	200	Coil	✓
01015097	6	Rod	✓
<b>Ø40 x 2.4 mm</b>			
01015145	100	Coil	✓
01015147	200	Coil	✗
<b>Ø50 x 3.0 mm</b>			
01015203	50	Coil	✗
01015205	100	Coil	✓
<b>Ø63 x 3.8 mm</b>			
01015263	50	Coil	✗
01015265	100	Coil	✓
01015277	6	Rod	✗
<b>Ø75 x 4.5 mm</b>			
01015343	50	Coil	✗
01015345	100	Coil	✓
01015357	6	Rod	✓

Code	Package	Type	Stock
<b>Ø90 x 5.4 mm</b>			
01015403	50	Coil	✗
01015405	100	Coil	✓
01015417	6	Rod	✓
<b>Ø110 x 6.6 mm</b>			
01015463	50	Coil	✗
01015465	100	Coil	✓
01015477	6	Rod	✓
<b>Ø125 x 7.4 mm</b>			
01015537	6	Rod	✗
<b>Ø140 x 8.3 mm</b>			
01015597	6	Rod	✗
<b>Ø160 x 9.5 mm</b>			
01015657	6	Rod	✗
<b>Ø180 x 10.7 mm</b>			
01015717	6	Rod	✗
<b>Ø200 x 11.9 mm</b>			
01015777	6	Rod	✗



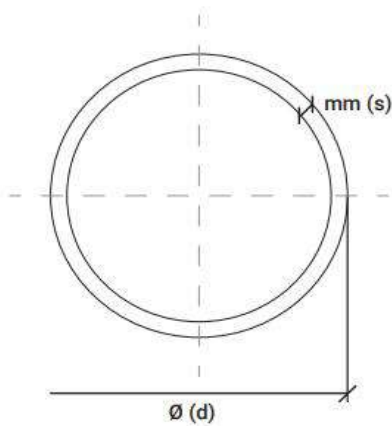
Code	Package	Type	Stock
<b>Ø225 x 13.4 mm</b>			
01015810	6	Rod	✗
<b>Ø250 x 14.8 mm</b>			
01015840	6	Rod	✗
<b>Ø280 x 16.6 mm</b>			
01015832	6	Rod	✗
<b>Ø315 x 18.7 mm</b>			
01015842	6	Rod	✗
<b>Ø355 x 21.1 mm</b>			
01015852	6	Rod	✗
<b>Ø400 x 23.7 mm</b>			
01015892	6	Rod	✗



# Irrigation Pipes

Irrigation pipes are produced from a softer material for easier installation. High impact resistance and weathering, make it ideal for the most demanding implementation. Unlike steel, PE Pipes can easily bypass obstacles in their path and withstand movements in the ground around them. The field of use is turf irrigation, open-field irrigation, and greenhouses.

Connection: Mechanical fittings (PP Compression fittings, Clamp saddles, Dripline fittings, Barbed fittings, etc.)



## Features

- Long lifetime
- UV resistant
- Accurate design and construction
- Appropriate size trench work, preparation of ballast
- Chemical resistance

Specifications and Technical data	
<b>Diameter</b>	12 - 200 mm
<b>Color</b>	Black, with green stripes
<b>Packaging</b>	50, 100, 200, 300, 500 m rolls, 6 m pipes, or custom made
<b>Operating Pressure</b>	3.2 – 10 bar
<b>Heat Resistance</b>	-20 – +40°C; however when used over +20°C the lifetime and pressure resistance is decreased  Below +4°C becomes more rigid, and could be easily damaged; Below -5°C is not recommended for installation
<b>Thermal Dilatation</b>	0.2 mm/m/°C
<b>Field Of Use</b>	Cold-water pressure line networking
<b>Methods Of Connection</b>	<ul style="list-style-type: none"> <li>• Mechanical fittings</li> <li>• PP Compression fittings</li> <li>• Clamp saddles</li> <li>• Dripline fittings</li> </ul>
<b>Standard</b>	ISO 8779





## Agricultural PE Pipes

Produced from a softer material. High impact resistance and weathering, make it ideal for the most demanding application. Unlike steel, PE Pipes can easily bypass obstacles in their path and withstand movements in the ground around them. The field of use is turf irrigation, open-field irrigation, and greenhouses.

### Group 01030 - 01040

#### PN 3.2 BAR

Code	Package	Type	Stock
<b>Size: Ø16 x 1.0 mm</b>			
01030023	100	Coil	✓
01030025	200	Coil	✗
01030027	300	Coil	✗
01030029	500	Coil	✓
<b>Size: Ø20 x 1.2 mm</b>			
01030073	100	Coil	✓
01030075	200	Coil	✗
01030077	300	Coil	✓
01030079	500	Coil	✓
01040010	6	Rod	✗

Code	Package	Type	Stock
<b>Size: Ø25 x 1.4 mm</b>			
01030103	100	Coil	✓
01030105	200	Coil	✓
01030107	300	Coil	✗
01030109	500	Coil	✗
<b>Size: Ø32 x 1.7 mm</b>			
01030153	50	Coil	✗
01030155	100	Coil	✓
01030157	200	Coil	✓
01040040	6	Rod	✓

Code	Package	Type	Stock
<b>Size: Ø40 x 2.1 mm</b>			
01030225	100	Coil	✓
01030227	200	Coil	✓
01040060	6	Rod	✓
<b>Size: Ø50 x 2.6 mm</b>			
01030253	50	Coil	✗
01030255	100	Coil	✓
01030257	200	Coil	✗
01030252	6	Rod	✗
<b>Size: Ø63 x 3.2 mm</b>			
01030283	50	Coil	✗
01030285	100	Coil	✓
01030287	200	Coil	✗
01040100	6	Rod	✓

### Group 01030 - 01040

#### PN 6.3 BAR

Code	Package	Type	Stock
<b>Size: Ø16 x 1.4 mm</b>			
01030043	100	Coil	✓
01030045	200	Coil	✗
01030047	300	Coil	✗
<b>Size: Ø20 x 1.5 mm</b>			
01030083	100	Coil	✓
01030085	200	Coil	✗
01030087	300	Coil	✗
01030089	500	Coil	✓
01040020	6	Rod	✗
<b>Size: Ø25 x 1.7 mm</b>			
01030123	100	Coil	✓
01030125	200	Coil	✓
01030127	300	Coil	✗
01030129	500	Coil	✗
01040030	6	Rod	✓
<b>Size: Ø32 x 2.0 mm</b>			
01030173	50	Coil	✗
01030175	100	Coil	✓
01030177	200	Coil	✓
01040050	6	Rod	✓

Code	Package	Type	Stock
<b>Size: Ø40 x 2.5 mm</b>			
01030235	100	Coil	✓
01030237	200	Coil	✗
01040070	6	Rod	✓
<b>Size: Ø50 x 3.1 mm</b>			
01030263	50	Coil	✗
01030265	100	Coil	✓
01030267	200	Coil	✗
01040080	6	Rod	✓
<b>Size: Ø63 x 4.2 mm</b>			
01030293	50	Coil	✗
01030295	100	Coil	✓
01030297	200	Coil	✗
01040110	6	Rod	✓
<b>Size: Ø75 x 4.7 mm</b>			
01030313	50	Coil	✗
01030315	100	Coil	✓
01040130	6	Rod	✓

Code	Package	Type	Stock
<b>Size: Ø90 x 5.7 mm</b>			
01030333	50	Coil	✓
01030335	100	Coil	✓
01040150	6	Rod	✓
<b>Size: Ø110 x 6.9 mm</b>			
01030353	50	Coil	✗
01030355	100	Coil	✓
01040170	6	Rod	✓
<b>Size: Ø125 x 7.9 mm</b>			
01040190	6	Rod	✗
<b>Size: Ø160 x 10 mm</b>			
01040240	6	Rod	✗
<b>Size: Ø200 x 12.5 mm</b>			
01040270	6	Rod	✗

Group 01030 - 01040

**PN 10 BAR**

Code	Package	Type	Stock
<i>Size : Ø20 x 2.0 mm</i>			
01030093	100	Coil	✗
01030095	200	Coil	✗
01030097	300	Coil	✗
01030099	500	Coil	✗
<i>Size: Ø25 x 2.3 mm</i>			
01030133	100	Coil	✓
01030135	200	Coil	✗
01030137	300	Coil	✗
<i>Size: Ø32 x 3.0 mm</i>			
01030183	50	Coil	✗
01030185	100	Coil	✓
01030187	200	Coil	✗
<i>Size: Ø40 x 3.7 mm</i>			
01030245	100	Coil	✓
01030247	200	Coil	✗

Code	Package	Type	Stock
<i>Size: Ø50 x 4.6 mm</i>			
01030273	50	Coil	✗
01030275	100	Coil	✓
01040090	6	Rod	✓
<i>Size: Ø63 x 5.8 mm</i>			
01030303	50	Coil	✗
01030305	100	Coil	✓
01040120	6	Rod	✗
<i>Size: Ø75 x 7.0 mm</i>			
01030323	50	Coil	✗
01030325	100	Coil	✓
01040140	6	Rod	✗
<i>Size: Ø90 x 8.4 mm</i>			
01030343	50	Coil	✗
01030345	100	Coil	✓
01040160	6	Rod	✓

Code	Package	Type	Stock
<i>Size: Ø110 x 10.2 mm</i>			
01030363	50	Coil	✗
01030365	100	Coil	✓
01040180	6	Rod	✓
<i>Size: Ø125 x 11.6 mm</i>			
01040200	6	Rod	✗
<i>Size: Ø160 x 13 mm</i>			
01040260	6	Rod	✗
<i>Size: Ø200 x 18.6 mm</i>			
01040280	6	Rod	✗

**NOTE**

- We produce PE Protection Duct also on special request, custom branded and in different colors and lengths.



Irrigation pipes, produced from low-density polyethylene raw material (LDPE) are used in a wide range of applications, including sprinkler & drip irrigation and agricultural & landscape irrigation systems. Thanks to their high resistance to mechanical stress, they apply to all mechanical fittings, especially for a connector with inserts (PP compression fittings, clamp saddles, dripline fittings, barbed fittings, etc.)

### Group 01035

#### PN 4 BAR

Code	Package	Type	Stock
<i>Size : Ø16 x 1.2 mm</i>			
01035071	25	Coil	✗
01035072	50	Coil	✗
01035073	100	Coil	✓
01035075	200	Coil	✗
<i>Size: Ø20 x 1.2 mm</i>			
01035091	25	Coil	✗
01035092	50	Coil	✗
01035093	100	Coil	✓
01035095	200	Coil	✗
<i>Size: Ø25 x 1.6 mm</i>			
01035111	25	Coil	✗
01035112	50	Coil	✗
01035113	100	Coil	✓
01035115	200	Coil	✗

Code	Package	Type	Stock
<i>Size: Ø32 x 2.0 mm</i>			
01035152	25	Coil	✗
01035153	50	Coil	✗
01035155	100	Coil	✓
01035157	200	Coil	✗
<i>Size: Ø40 x 2.4 mm</i>			
01035225	100	Coil	✗
01035227	200	Coil	✗

### Group 01035

#### PN 6.3 BAR

Code	Package	Type	Stock
<i>Size : Ø16 x 1.5 mm</i>			
01035081	25	Coil	✗
01035082	50	Coil	✗
01035083	100	Coil	✓
01035085	200	Coil	✗
<i>Size: Ø20 x 1.5 mm</i>			
01035101	25	Coil	✗
01035102	50	Coil	✗
01035103	100	Coil	✓
01035105	200	Coil	✗
<i>Size: Ø25 x 1.9 mm</i>			
01035121	25	Coil	✗
01035122	50	Coil	✗
01035123	100	Coil	✗
01035125	200	Coil	✗

Code	Package	Type	Stock
<i>Size: Ø32 x 2.5 mm</i>			
01035172	25	Coil	✗
01035173	50	Coil	✗
01035175	100	Coil	✗
01035177	200	Coil	✗
<i>Size: Ø40 x 3.2 mm</i>			
01035235	100	Coil	✗
01035237	200	Coil	✗



## White LDPE Pipes

White LDPE 3-layer pipes are primarily used in greenhouses since it reflects light, providing plants with enough light to grow adequately. It is used as a supply pipe for online drippers.

Group 01035

### WHITE LDPE PIPE PN 6 BAR

Code	Package	Type	Stock
<b>Size : Ø16 x 1.5 mm</b>			
01035084	100	Coil	✘
<b>Size : Ø20 x 1.5 mm</b>			
01035107	100	Coil	✘
<b>Size : Ø25 x 1.9 mm</b>			
01035124	100	Coil	✘
<b>Size : Ø32 x 2.5 mm</b>			
01035176	100	Coil	✘
<b>Size : Ø40 x 3.2 mm</b>			
01035236	100	Coil	✘

Cikkcsoport 01035

### WHITE LDPE PIPE PN 4 BAR

Code	Package	Type	Stock
<b>Size : Ø20 x 1.2 mm</b>			
01035094	100	Coil	✘

White LDPE pipes we DO NOT keep on stock.  
For more information contact our sales department



Obtain water temperature



Prevents Algae



UV Resistant



Operating Pressure 6 bar



Multiple diameters

### Features & Benefits

- Reflects light instead of absorbing it
- Maintains water at a temperature below that of a black polyethylene pipe
- Prevents the growth of algae and bacteria
- Triggers less dilatation and contraction than a black pipe
- Slows down the chemical precipitation reaction
- Maximizes light reflection in greenhouses
- Made of solid, durable polyethylene
- Due to their high-pressure resistance, the pipes are suitable for installation in longer rows within an irrigation system

### NOTE

#### Transport Packaging:

Pallet dimensions - pipe diameters 16, 32 and 40 is 120x120  
- pipe diameters 20 and 25 is 80x150

Pipe diameter 16: Ø62 cm x 15 cm height - 100 m roll  
2400 m / pallet  
120x120 pallet size: 110 cm height

Pipe diameter 20: Ø80 cm x 13 cm height - 100 m roll  
1600 m / pallet  
150x80 pallet size: 130 cm height



## Group 01500

### LAYFLAT PIPES



Code	Diameter	Pressure	Package	Stock
01500010	53 mm (2")	6.5 bar	100	✓
01500020	78 mm (3")	5 bar	100	✓
01500040	103 mm (4")	3 bar	100	✓
01500030	103 mm (4")	4 bar	100	✓

Type of connection: Layflat fittings.

Find out more on page **40**

The flat hose on flexible PVC is impregnated with polyester reinforcement in one layer. The polyester reinforcement is manufactured between 2 layers of PVC with an anti-delamination system and with reinforced traction capacity.

Advantages:

- Free of industrial waste
- Decreases stretching under pressure
- Anti-delamination
- Perfect for irrigation
- Stretching resistant
- Traction resistant
- Perfect adhesion between layers

+55°C  
-10°C



TEMPERATURE



RESISTANT



FLEXIBLE



LIGHT

## Group 01400

### PVC MICROTUBE



Code	Size (OD / ID)	Package	Stock
01400040	5/3	300	✓
01400050	5.2/3	300	✓
01400060	6.75/3.75	200	✓
01400070	7/4	200	✓
01400080	10/7	50	✗
01400090	13/8	50	✗

OD - Tube outer diameter in mm

ID - Tube inner diameter in mm

Type of connection: Sprinkler accessories.

Find out more on page **103**

PVC microtubes are used in low-pressure localized irrigation systems, connected to micro-sprinklers and micro-sprayers with the main pipeline, or from drip emitters directly to the plant. Available outer diameters from 5mm to 13mm and inner diameters are from 3 mm to 8 mm, depending on the microtube size.

## Group 01070

### FLEX PIPE FOR POP-UP D16 10 BAR



Code	Size	Package	Stock
01070070	16x1.9 mm	25	✓
01070080	16x1.9 mm	50	✓
01070030	16x1.9 mm	100	✓
01070040	16x1.9 mm	200	✗

Type of connection: Elbow for pop-up and Elbow for pop-up (Spiral barb).

Find out more on page **51**



This type of pipe is used to make irrigation with Pop-up sprinkler connections. Flex pipe simplifies sprinkler installation, relocation, replacement, and repair. Provides flexibility for better positioning to the desired location and to get around the obstacles and buffer sprinkler protecting it against damage.

Available packages: 25 m, 50 m, 100 m, and 200 m rolls.



# High-Pressure Fittings

Fittings manufactured from high-quality plastic are suitable for setting up the water supply and irrigation systems. Poliext provides the whole range of fittings and adapters for high-pressure applications, specially designed to match the performance of our valves and tubing (compression fittings, clamp saddles, threaded fittings, manifold fittings, layflat fittings, etc.)



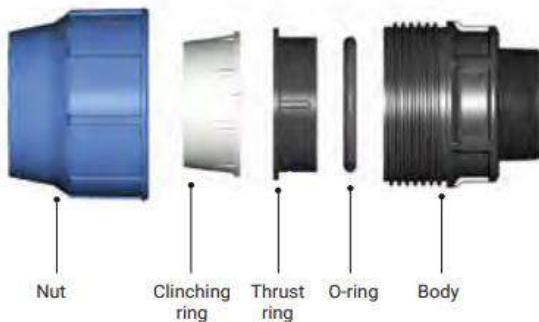




## PP Compression Fittings PN16

PP compression fittings PN16 are designed especially for polyethylene (PE) pipes connection. These fittings are compatible with all PE80 and PE100 pipes, according to EN12201.

Our range of compression fittings allows a fast and secure connection of polyethylene tubing for any industrial, commercial or domestic need. Available in diameter from 16 mm to 110 mm and with a maximum operating pressure of 16 bar.



### Features

- Certified by DVGW and produced according to EU norms and standards
- Produced from primer raw material. Certified for drinking/potable water
- Precise threads, according to EU standards
- Excellent long-term pressure resistance
- High-quality O-ring, coated with silicone
- Strong clinching ring
- Female fittings are with reinforcing metal ring
- Fitting nut has 4-6 threads, providing stronger connection and better pull-out characteristics

### Specifications and Technical data

Size	16-110 mm
Nut	Blue Polypropylene (PP)
Clinching Ring	Polyacetal (POM)
Thrust Ring	Special elastomeric nitrile rubber (NBR)
O ring - gasket	Ethylene propylene diene monomer rubber (EPDM)
Body	Black Polypropylene (PP)
Reinforcing metal ring	Galvanized steel
Operating Pressure	16 bar
Design	ISO 17885
Size	ISO 3126
Threads	ISO 7-1
Markings	ISO 17885
Quality Management	ISO 9001
Pipes Suitability	Polyethylene pipe PE80 and PE100
Effect on water quality	According to national regulations
Pull out resistance	ISO 3501
Resistance to internal pressure when subject is bended	ISO 3503, DIN 8076
Resistance to internal pressure (1 hour)	ISO 3459, DIN 8076
Resistance to internal pressure (1000 hours)	ISO 13846, ISO 1167, DIN 8076

### NOTE

DVGW, KIWA, UBA, OIB, ÉMI and ITC certificates are valid for Ø20 mm to Ø75 mm

Group 02050

**PP COUPLING**



Code	Size	Bag	Box	Stock
02050120	16x16	20	280 P2	✓
02050010	20x20	20	160 P2	✓
02050020	25x25	10	80 P2	✓
02050030	32x32	10	60	✓
02050040	40x40	5	40 P2	✓
02050050	50x50	5	30 P3	✓
02050060	63x63	-	10 P2	✓
02050070	75x75	-	9 P2	✓
02050080	90x90	-	8 P3	✓
02050100	110x110	-	6 P4	✓

Group 02010

**PP MALE ADAPTOR**



Code	Size	Bag	Box	Stock
02010280	16x1/2"	20	480 P2	✓
02010290	16x3/4"	20	400 P2	✓
02010010	20x1/2"	20	280 P2	✓
02010020	20x3/4"	20	280 P2	✓
02010030	25x1/2"	10	160 P2	✓
02010040	25x3/4"	10	140 P2	✓
02010050	25x1"	10	140 P2	✓
02010270	32x1/2"	10	100 P2	✓
02010060	32x3/4"	10	100 P2	✓
02010070	32x1"	10	100 P2	✓
02010080	32x5/4"	10	100 P2	✓
02010090	40x1"	5	60 P2	✓
02010100	40x5/4"	5	60 P2	✓
02010110	40x6/4"	5	50 P2	✓
02010120	50x5/4"	5	30 P2	✓
02010130	50x6/4"	5	30 P2	✓
02010140	50x2"	5	30 P2	✓
02010150	63x6/4"	-	25 P3	✓
02010160	63x2"	-	25 P3	✓
02010170	63x2 1/2"	-	25 P3	✓
02010180	75x2"	-	12 P2	✓
02010190	75x2 1/2"	-	12 P2	✓
02010300	90x2"	-	14 P3	✓
02010310	90x2 1/2"	-	14 P3	✓
02010220	90x3"	-	14 P3	✓
02010320	90x4"	-	13 P3	✓
02010330	110x3"	-	7 P3	✓
02010260	110x4"	-	7 P3	✓

Group 02060

**PP REDUCING COUPLING**



Code	Size	Bag	Box	Stock
02060180	20x16	20	200 P2	✓
02060010	25x20	10	120 P2	✓
02060020	32x25	10	80 P2	✓
02060170	40x25	5	50 P2	✓
02060030	40x32	5	45 P2	✓
02060050	50x40	5	25 P2	✓
02060160	63x32	-	15 P2	✓
02060150	63x40	-	15 P2	✓
02060080	63x50	-	10 P2	✓
02060090	75x63	-	9 P2	✓
02060190	90x63	-	11 P3	✓
02060200	90x75	-	11 P3	✓
02060210	110x75	-	6 P3	✓
02060140	110x90	-	5 P3	✓

Group 02020

**PP FEMALE ADAPTOR**



Code	Size	Bag	Box	Stock
02020220	16x1/2"	20	500 P2	✓
02020230	16x3/4"	20	400 P2	✓
02020010	20x1/2"	20	200 P2	✓
02020020	20x3/4"	20	200 P2	✓
02020030	25x1/2"	10	140 P2	✓
02020040	25x3/4"	10	120 P2	✓
02020050	25x1"	10	120 P2	✓
02020210	32x1/2"	10	80 P2	✓
02020060	32x3/4"	10	80 P2	✓
02020070	32x1"	10	80 P2	✓
02020080	40x1"	5	60 P2	✓
02020090	40x5/4"	5	50 P2	✓
02020100	40x6/4"	5	50 P2	✓
02020110	50x6/4"	5	25 P2	✓
02020115	50x2"	5	25 P2	✓
02020120	63x6/4"	-	15 P2	✓
02020130	63x2"	-	15 P2	✓
02020140	75x2"	-	12 P2	✓
02020150	75x2 1/2"	-	12 P2	✓
02020170	90x3"	-	14 P3	✓
02020185	110x3"	-	7 P3	✓
02020200	110x4"	-	7 P3	✓





## Group 02070

### PP END PLUG



Code	Size	Bag	Box	Stock
02070120	16	20	480 P2	✓
02070010	20	20	320 P2	✓
02070020	25	10	140 P2	✓
02070030	32	10	120 P2	✓
02070040	40	5	70 P2	✓
02070050	50	5	30 P2	✓
02070060	63	-	20 P2	✓
02070070	75	-	15 P2	✓
02070090	90	-	9 P2	✓
02070110	110	-	5 P2	✓

## Group 02040

### PP FLANGED ADAPTOR



Code	Size	Bag	Box	Stock
02040010	63x2"	-	18 P3	✓
02040020	75x2 1/2"	-	4	✓
02040030	75x3"	-	8 P3	✓
02040050	90x3"	-	8 P3	✓
02040060	90x4"	-	4 P3	✓
02040080	110x4"	-	4 P3	✓

## Group 02090

### PP MALE ELBOW



Code	Size	Bag	Box	Stock
02090220	16x1/2"	20	400 P2	✓
02090230	16x3/4"	20	360 P2	✓
02090010	20x1/2"	20	280 P2	✓
02090020	20x3/4"	20	280 P2	✓
02090050	25x1/2"	10	120 P2	✓
02090060	25x3/4"	10	120 P2	✓
02090070	25x1"	10	120 P2	✓
02090090	32x3/4"	10	90 P2	✓
02090110	32x1"	10	80 P2	✓
02090120	40x5/4"	5	45 P2	✓
02090125	40x1"	5	45 P2	✓
02090130	50x6/4"	5	20 P2	✓
02090150	63x2"	-	20 P3	✓
02090160	75x2 1/2"	-	8 P2	✓
02090250	90x2 1/2"	-	12 P4	✓
02090180	90x3"	-	9 P3	✓
02090185	90x4"	-	8 P3	✓
02090270	110x3"	-	6 P3	✓
02090210	110x4"	-	6 P3	✓

## Group 02070

### PP END PLUG WITH VALVE

Operating pressure 6 bar



Code	Size	Bag	Box	Stock
02070210	20	20	300 P2	✓
02070220	25	10	120 P2	✓
02070230	32	10	120 P2	✓
02070240	40	5	70 P2	✓
02070250	50	5	30 P2	✓
02070260	63	-	20 P2	✓

## Group 02030

### PP COUPLING WITH O-RING

Operating pressure 10 bar



Code	Size	Bag	Box	Stock
02030020	25x1"	10	110 P2	✓
02030040	32x1"	10	80 P2	✓
02030060	40x1"	5	50 P2	✓

## Group 02100

### PP FEMALE ELBOW



Code	Size	Bag	Box	Stock
02100210	16x1/2"	20	400 P2	✓
02100220	16x3/4"	20	300 P2	✓
02100010	20x1/2"	20	220 P2	✓
02100030	20x3/4"	20	200 P2	✓
02100050	25x1/2"	10	120 P2	✓
02100060	25x3/4"	10	120 P2	✓
02100070	25x1"	10	100 P2	✓
02100100	32x3/4"	10	90 P2	✓
02100110	32x1"	10	80 P2	✓
02100120	40x5/4"	5	40 P2	✓
02100125	40x1"	5	40 P2	✓
02100130	50x6/4"	5	20 P2	✓
02100140	63x2"	-	20 P3	✓
02100150	75x2 1/2"	-	8 P2	✓
02100170	90x3"	-	8 P3	✓
02100205	110x3"	-	6 P3	✓
02100200	110x4"	-	5 P3	✓

## Group 02110

### PP WALL SUPPORT ELBOW



Code	Size	Bag	Box	Stock
02110010	20x1/2"	20	120 P2	✓
02110040	25x3/4"	10	60 P2	✓



## Group 02080

### PP ELBOW



Code	Size	Bag	Box	Stock
02080120	16x16	20	240 P2	✓
02080010	20x20	20	160 P2	✓
02080020	25x25	10	70 P2	✓
02080030	32x32	10	50 P2	✓
02080040	40x40	5	40 P3	✓
02080050	50x50	5	15 P2	✓
02080060	63x63	-	12 P3	✓
02080070	75x75	-	6 P2	✓
02080090	90x90	-	9 P4	✓
02080110	110x110	-	6 P4	✓

## Group 02130

### PP TEE COUPLING



Code	Size	Bag	Box	Stock
02130120	16x16x16	20	160 P2	✓
02130010	20x20x20	20	100 P2	✓
02130020	25x25x25	10	40 P2	✓
02130030	32x32x32	10	50 P3	✓
02130040	40x40x40	-	30 P3	✓
02130050	50x50x50	-	10 P2	✓
02130060	63x63x63	-	8 P3	✓
02130070	75x75x75	-	6 P3	✓
02130090	90x90x90	-	7 P4	✓
02130110	110x110x110	-	4 P4	✓

## Group 02140

### PP REDUCING TEE



Code	Size	Bag	Box	Stock
02140121	16x20x16	20	160 P2	✓
02140130	20x16x20	20	120 P2	✓
02140020	25x20x25	10	50 P2	✓
02140090	25x32x25	10	40 P2	✓
02140040	32x25x32	10	50 P3	✓
02140045	40x32x40	-	30 P3	✓
02140050	40x32x40	5	35 P3	✓
02140055	50x32x50	5	10 P2	✓
02140100	50x32x50	5	25 P3	✓
02140060	50x40x50	5	25 P3	✓
02140065	50x40x50	5	10 P2	✓
02140110	63x40x63	-	15 P3	✓
02140070	63x50x63	-	14 P3	✓
02140075	63x50x63	-	8 P3	✓
02140080	110x90x110	-	4 P4	✓

## Group 02150

### PP MALE TEE



Code	Size	Bag	Box	Stock
02150190	16x1/2"x16	20	200 P2	✓
02150200	16x3/4"x16	20	200 P2	✓
02150010	20x1/2"x20	20	120 P2	✓
02150020	20x3/4"x20	20	120 P2	✓
02150030	25x1/2"x25	10	60 P2	✓
02150040	25x3/4"x25	10	60 P2	✓
02150060	25x1"x25	10	60 P2	✓
02150070	32x3/4"x32	10	50 P2	✓
02150090	32x1"x32	10	40 P2	✓
02150100	40x1"x40	5	40 P3	✓
02150110	40x5/4"x40	5	35 P3	✓
02150120	50x6/4"x50	5	10 P2	✓
02150130	63x2"x63	-	12 P3	✓
02150140	75x2 1/2"x75	-	9 P3	✓
02150220	90x2 1/2"x90	-	6 P3	✓
02150160	90x3"x90	-	6 P3	✓
02150230	90x4"x90	-	6 P3	✓
02150175	110x3"x110	-	6 P4	✓
02150180	110x4"x110	-	6 P4	✓

## Group 02160

### PP FEMALE TEE



Code	Size	Bag	Box	Stock
02160210	16x1/2"x16	20	200 P2	✓
02160220	16x3/4"x16	20	160 P2	✓
02160010	20x1/2"x20	20	120 P2	✓
02160030	20x3/4"x20	20	100 P2	✓
02160200	25x1/2"x25	10	60 P2	✓
02160040	25x3/4"x25	10	60 P2	✓
02160060	25x1"x25	10	60 P2	✓
02160070	32x3/4"x32	10	60 P3	✓
02160090	32x1"x32	10	60 P3	✓
02160100	40x1"x40	5	40 P3	✓
02160110	40x5/4"x40	5	40 P3	✓
02160120	50x6/4"x50	5	12 P2	✓
02160130	63x2"x63	-	10 P3	✓
02160140	75x2 1/2"x75	-	8 P3	✓
02160160	90x3"x90	-	5 P3	✓
02160190	110x4"x110	-	5 P4	✓



Group 02120

**PP FLANGED ELBOW**



Code	Size	Bag	Box	Stock
02120010	75x2 1/2"	-	8	✓
02120020	75x3"	-	10	✓
02120035	90x3"	-	8 P4	✓
02120040	90x4"	-	5	✓
02120045	110x4"	-	6 P4	✓

Group 02170

**PP FLANGED TEE**



Code	Size	Bag	Box	Stock
02170010	75x2 1/2"	-	5	✓
02170020	75x3"	-	5	✓
02170035	90x3"	-	6 P4	✓
02170040	90x4"	-	4	✓
02170045	110x4"	-	4 P4	✓

Group 02010

**PP MALE ADAPTOR (LONG THREAD)**



Code	Size	Bag	Box	Stock
02010340	50x6/4"	5	30 P2	✓

Group 02020

**PP FEMALE ADAPTOR (LONG THREAD)**



Code	Size	Bag	Box	Stock
02020240	50x6/4"	5	25 P2	✓

Group 02300

**NUT**



Code	Size	Bag	Box	Stock
02300660	16	-	600 P2	✓
02300200	20	-	600 P2	✓
02300220	25	-	250 P2	✓
02300240	32	-	180 P2	✓
02300260	40	-	245 P3	✓
02300280	50	-	120 P3	✓
02300300	63	-	60 P3	✓
02300440	75	-	1	✓
02300590	90	-	1	✓
02300600	110	-	1	✓

Group 02300

**CLINCHING RING**



Code	Size	Bag	Box	Stock
02300670	16	-	1	✓
02300110	20	-	1	✓
02300120	25	-	1	✓
02300130	32	-	1	✓
02300140	40	-	1	✓
02300150	50	-	1	✓
02300160	63	-	1	✓
02300170	75	-	1	✓
02300610	90	-	1	✓
02300620	110	-	1	✓

Group 02300

**THRUST RING**



Code	Size	Bag	Box	Stock
02300680	16	-	1	✓
02300020	20	-	1	✓
02300030	25	-	1	✓
02300040	32	-	1	✓
02300050	40	-	1	✓
02300060	50	-	1	✓
02300070	63	-	1	✓
02300080	75	-	1	✓
02300570	90	-	1	✓
02300580	110	-	1	✓


Group 02300

**O RING - GASKET**



Code	Size	Bag	Box	Stock
02300690	16	10	1	✓
02300320	20	10	1	✓
02300330	25	10	1	✓
02300350	32	10	1	✓
02300360	40	10	1	✓
02300370	50	10	1	✓
02300380	63	10	1	✓
02300390	75	10	1	✓
18000080	90	5	1	✓
18000090	110	5	1	✓

**Flange**



DN	Ø	E	d	L	f	s	Number of Holes
80	3"	200	108	160	18	24	8
100	4"	225	133	185	18	29	8

# ASSEMBLING INSTRUCTIONS

## Assembling instruction for fittings Ø16 - Ø40 mm



1 Limber up the nut, but do not remove it completely.



2 Insert the pipe into the fitting. Make sure that the pipe crossed the O ring - gasket.



3 Fully coil back the nut.




4 Assembled PP fitting.

## Assembling instruction for fittings Ø50 - Ø110 mm



1 Pull up the nut, the clinching ring, the thrust ring, and O-ring on the pipe.



2 Put together the pipe, O-ring, and thrust ring into the body. Push the pipe until the internal register is inside a fitting. Make sure that O-ring and thrust ring are in their original position.



3 Pull back the clinching ring to its original position.



4 Pull back the nut and fully coil it up to the fitting.

## Proposal for easier installation for fittings Ø90 - Ø110 mm



1 Pull up the nut, the clinching ring, the thrust ring, and O-ring on the pipe.



2 Place the pipe into the body of the fitting. O-ring and thrust ring are pushed into place, fully winding the nut.



3 Uncoil the nut, then stretch the clinching ring and place it into the pipe right next to the thrust ring.



4 Pull back the clinching ring to its original position.

### IMPORTANT

- The end of the pipe has to be chamfered and cleaned from chips.
- From Ø20 mm to Ø40 mm is enough to coil the nut by hand.
- If the nut is not fixed completely, there can be dripping or flowing at the O ring-gasket or the pressure can set off the pipe from the fitting.
- The threaded end of the PP fitting has to be covered with PTFE (polytetrafluoroethylene) tape or braid.
- The threaded end of PP fitting has to be coiled in completely (useful thread length).
- Above 50 mm diameter, a wrench or tool has to be used to reach the perfect bonding.

- Torque values for tightening nut:

DN	16	20	25	32	40	50	63	75	90	110
Nm	6.5	8	15	18	28	40	65	110	140	240

- Fittings Ø90 - 110 mm:
  - Position the pipe app 5 mm from the internal register, while tightening the nut, it will push together the clinching ring thrust ring, O-ring, and the pipe to the right position.
  - Tighten the nut and make sure that the nut exceeds the last thread of the body, until a 1 - 2 mm gap is left next to the fitting edge.




# NEW & REDESIGNED

## PP Compression Fittings PN10



PP Compression fittings PN10 are specially designed for connecting polyethylene (PE) pipes. They are compatible with all pipes according to MSZ EN 12201. Available in diameter from 16 mm up to 63 mm and with a maximum operating pressure of 10 bar.



1. Additional safety

2. Easier connection

3. Anti-twist protection

### Specifications and Technical data

Size	16 - 63 mm
Body	Black Polypropylene (PP)
Nut	Green Polypropylene (PP)
Clinching Ring	Polyacetal (POM)
Thrust Ring	Black Polypropylene (PP)
O ring - gasket	Special elastomeric nitrile rubber (NBR)
Operating Pressure	10 bar
Pipe Suitability	Polyethylene (PE) pipe, PE80, and PE100, In accordance with MSZ EN 12201
<b>Reference standards</b>	
Design	ISO 17885
Markings	ISO 17885
Size	ISO 3126
Threads	ISO 7-1
Internal pressure resistance (1 hour)	ISO 3485
Pull-out resistance	ISO 3501

### Features

- Top product quality and reliability
- Excellent price-quality ratio
- Produced according to EU standards
- Strong fitting, excellent pressure resistance, and long-life cycle
- Easy assembling and reassembling

Group 03020

**PP FEMALE ADAPTOR**



Code	Size	Bag	Box	Stock
03020181	16x1/2"	20	380 P2	✓
03020191	16x3/4"	20	380 P2	✓
03020011	20x1/2"	20	380 P2	✓
03020021	20x3/4"	20	380 P2	✓
03020031	25x1/2"	20	240 P2	✓
03020041	25x3/4"	20	260 P2	✓
03020051	25x1"	20	220 P2	✓
03020161	32x1/2"	20	180 P2	✓
03020061	32x3/4"	20	180 P2	✓
03020071	32x1"	20	140 P2	✓
03020171	32x5/4"	20	140 P2	✓
03020081	40x1"	15	105 P2	✓
03020091	40x5/4"	15	90 P2	✓
03020101	40x6/4"	15	90 P2	✓
03020141	50x5/4"	60	60 P2	✓
03020111	50x6/4"	60	60 P2	✓
03020151	50x2"	50	50 P2	✓
03020131	63x6/4"	44	44 P2	✓
03020121	63x2"	35	35 P2	✓

Group 03010

**PP MALE ADAPTOR**



Code	Size	Bag	Box	Stock
03010191	16x1/2"	20	380 P2	✓
03010201	16x3/4"	20	380 P2	✓
03010011	20x1/2"	20	380 P2	✓
03010021	20x3/4"	20	400 P2	✓
03010031	25x1/2"	20	280 P2	✓
03010041	25x3/4"	20	260 P2	✓
03010051	25x1"	20	260 P2	✓
03010181	32x1/2"	20	160 P2	✓
03010061	32x3/4"	20	160 P2	✓
03010071	32x1"	20	160 P2	✓
03010081	32x5/4"	20	160 P2	✓
03010091	40x3/4"	20	100 P2	✓
03010101	40x1"	15	105 P2	✓
03010111	40x5/4"	15	90 P2	✓
03010121	40x6/4"	15	90 P2	✓
03010131	50x5/4"	-	64 P2	✓
03010141	50x6/4"	-	64 P2	✓
03010151	50x2"	-	62 P2	✓
03010161	63x6/4"	-	44 P2	✓
03010171	63x2"	-	44 P2	✓

Group 03030

**PP COUPLING**



Code	Size	Bag	Box	Stock
03030081	16x16	20	280 P2	✓
03030011	20x20	20	280 P2	✓
03030021	25x25	20	160 P2	✓
03030031	32x32	15	90 P2	✓
03030051	40x40	10	60 P2	✓
03030061	50x50	40	40 P2	✓
03030071	63x63	22	22 P2	✓

Group 03040

**PP REDUCING COUPLING**



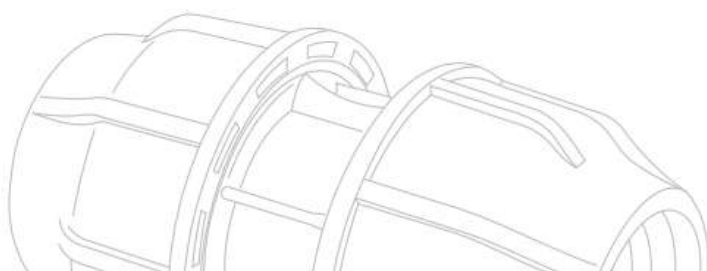
Code	Size	Bag	Box	Stock
03040151	20x16	20	280 P2	✓
03040161	25x16	20	180 P2	✓
03040011	25x20	20	180 P2	✓
03040021	32x20	20	140 P2	✓
03040031	32x25	20	120 P2	✓
03040041	40x20	10	80 P2	✓
03040051	40x25	10	90 P2	✓
03040061	40x32	10	80 P2	✓
03040071	50x20	60	60 P2	✓
03040081	50x25	60	60 P2	✓
03040091	50x32	60	60 P2	✓
03040101	50x40	47	47 P2	✓
03040111	63x25	48	48 P2	✓
03040121	63x32	48	48 P2	✓
03040131	63x40	32	32 P2	✓
03040141	63x50	32	32 P2	✓

Group 03130

**PP COUPLING WITH OR**



Code	Size	Bag	Box	Stock
03130011	25x1"	20	160 P2	✓
03130021	32x1"	20	140 P2	✓





Group 03050

**PP END PLUG**



Code	Size	Bag	Box	Stock
03050071	16	20	400 P2	✓
03050011	20	20	400 P2	✓
03050021	25	20	300 P2	✓
03050031	32	20	180 P2	✓
03050041	40	20	120 P2	✓
03050051	50	75	75 P2	✓
03050061	63	48	48 P2	✓

Group 03080

**PP FEMALE ELBOW**



Code	Size	Bag	Box	Stock
03080201	16x1/2"	20	300 P2	✓
03080191	16x3/4"	20	300 P2	✓
03080011	20x1/2"	20	300 P2	✓
03080021	20x3/4"	20	300 P2	✓
03080031	25x1/2"	20	220 P2	✓
03080041	25x3/4"	20	220 P2	✓
03080051	25x1"	20	180 P2	✓
03080061	32x1/2"	20	120 P2	✓
03080071	32x3/4"	20	120 P2	✓
03080081	32x1"	20	120 P2	✓
03080171	32x5/4"	20	100 P2	✓
03080091	40x1"	10	60 P2	✓
03080101	40x5/4"	10	60 P2	✓
03080141	40x6/4"	10	60 P2	✓
03080151	50x5/4"	40	40 P2	✓
03080111	50x6/4"	40	40 P2	✓
03080161	50x2"	30	30 P2	✓
03080131	63x6/4"	16	16 P2	✓
03080121	63x2"	25	25 P2	✓

Group 03140

**PP ELBOW WITH OR**



Code	Size	Bag	Box	Stock
03140011	25x1"	20	160 P2	✓
03140021	32x1"	15	105 P2	✓

Group 03070

**PP MALE ELBOW**



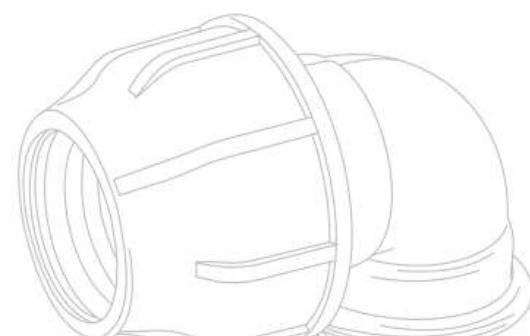
Code	Size	Bag	Box	Stock
03070181	16x1/2"	20	360 P2	✓
03070191	16x3/4"	20	360 P2	✓
03070011	20x1/2"	20	360 P2	✓
03070021	20x3/4"	20	360 P2	✓
03070031	25x1/2"	20	220 P2	✓
03070041	25x3/4"	20	220 P2	✓
03070051	25x1"	20	200 P2	✓
03070161	32x1/2"	15	120 P2	✓
03070061	32x3/4"	15	120 P2	✓
03070071	32x1"	15	120 P2	✓
03070171	32x5/4"	15	105 P2	✓
03070081	40x1"	10	60 P2	✓
03070091	40x5/4"	10	60 P2	✓
03070101	40x6/4"	10	60 P2	✓
03070111	50x5/4"	40	40 P2	✓
03070121	50x6/4"	38	38 P2	✓
03070131	50x2"	35	35 P2	✓
03070151	63x6/4"	16	16 P2	✓
03070141	63x2"	23	23 P2	✓

Group 03060

**PP ELBOW COUPLING**



Code	Size	Bag	Box	Stock
03060071	16x16	20	240 P2	✓
03060011	20x20	20	240 P2	✓
03060021	25x25	20	140 P2	✓
03060031	32x32	10	80 P2	✓
03060041	40x40	5	45 P2	✓
03060051	50x50	25	25 P2	✓
03060061	63x63	16	16 P2	✓



Group 03110

**PP MALE TEE**



Code	Size	Bag	Box	Stock
03110181	16x1/2"x16	20	180 P2	✓
03110191	16x3/4"x16	20	180 P2	✓
03110011	20x1/2"x20	20	180 P2	✓
03110021	20x3/4"x20	20	180 P2	✓
03110031	25x1/2"x25	15	105 P2	✓
03110041	25x3/4"x25	15	105 P2	✓
03110051	25x1"x25	15	105 P2	✓
03110161	32x1/2"x32	10	60 P2	✓
03110061	32x3/4"x32	10	60 P2	✓
03110071	32x1"x32	10	60 P2	✓
03110171	32x5/4"x32	10	50 P2	✓
03110081	40x1"x40	5	35 P2	✓
03110091	40x5/4"x40	5	35 P2	✓
03110141	40x6/4"x40	3	35 P2	✓
03110101	50x5/4"x50	23	23 P2	✓
03110111	50x6/4"x50	23	23 P2	✓
03110151	50x2"x50	20	20 P2	✓
03110131	63x6/4"x63	10	10 P2	✓
03110121	63x2"x63	12	12 P2	✓

Group 03120

**PP FEMALE TEE**



Code	Size	Bag	Box	Stock
03120181	16x1/2"x16	20	160 P2	✓
03120191	16x3/4"x16	20	160 P2	✓
03120011	20x1/2"x20	20	160 P2	✓
03120021	20x3/4"x20	20	160 P2	✓
03120031	25x1/2"x25	15	105 P2	✓
03120041	25x3/4"x25	15	105 P2	✓
03120051	25x1"x25	15	105 P2	✓
03120161	32x1/2"x32	10	60 P2	✓
03120061	32x3/4"x32	10	60 P2	✓
03120071	32x1"x32	10	60 P2	✓
03120171	32x5/4"x32	10	50 P2	✓
03120081	40x1"x40	5	40 P2	✓
03120091	40x5/4"x40	5	40 P2	✓
03120131	40x6/4"x40	40	30 P2	✓
03120141	50x5/4"x50	25	25 P2	✓
03120101	50x6/4"x50	5	25 P2	✓
03120151	50x2"x50	20	20 P2	✓
03120121	63x6/4"x63	10	10 P2	✓
03120111	63x2"x63	14	14 P2	✓

Group 03090

**PP TEE COUPLING**



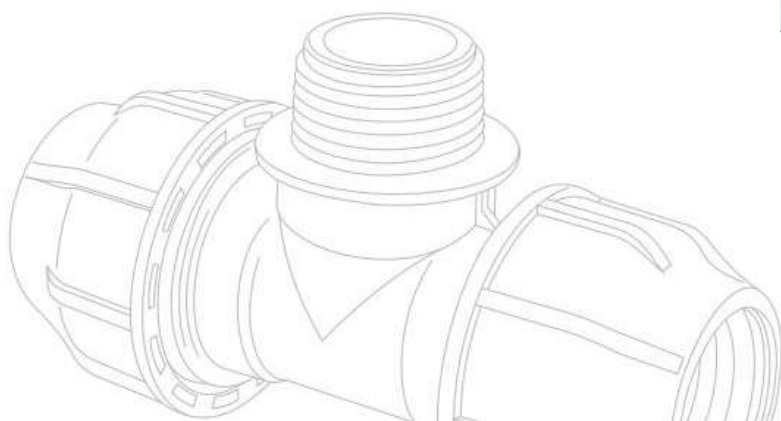
Code	Size	Bag	Box	Stock
03090071	16x16x16	15	150 P2	✓
03090011	20x20x20	15	150 P2	✓
03090021	25x25x25	10	80 P2	✓
03090031	32x32x32	5	50 P2	✓
03090041	40x40x40	5	30 P2	✓
03090051	50x50x50	18	18 P2	✓
03090061	63x63x63	10	10 P2	✓

Group 03100

**PP REDUCING TEE**



Code	Size	Bag	Box	Stock
03100221	20x16x20	15	150 P2	✓
03100011	25x20x25	15	105 P2	✓
03100211	25x32x25	10	60 P2	✓
03100021	32x20x32	10	60 P2	✓
03100031	32x25x32	10	50 P2	✓
03100041	40x25x40	5	35 P2	✓
03100051	40x32x40	5	30 P2	✓
03100061	50x25x50	20	20 P2	✓
03100071	50x32x50	20	20 P2	✓
03100081	50x40x50	20	20 P2	✓
03100091	63x32x63	12	12 P2	✓
03100101	63x40x63	12	12 P2	✓
03100111	63x50x63	12	12 P2	✓





Group 03200

**NUT**



Code	Size	Bag	Box	Stock
03200180	16	-	-	✓
03200190	20	-	-	✓
03200200	25	-	-	✓
03200210	32	-	-	✓
03200220	40	-	-	✓
03200230	50	-	-	✓
03200240	63	-	-	✓

Group 03200

**THRUST RING**



Code	Size	Bag	Box	Stock
03200010	16	-	-	✓
03200020	20	-	-	✓
03200030	25	-	-	✓
03200040	32	-	-	✓
03200050	40	-	-	✓
03200060	50	-	-	✓
03200070	63	-	-	✓

Group 03200

**CLINCHING RING**



Code	Size	Bag	Box	Stock
03200100	16	-	-	✓
03200110	20	-	-	✓
03200120	25	-	-	✓
03200130	32	-	-	✓
03200140	40	-	-	✓
03200150	50	-	-	✓
03200160	63	-	-	✓

Group 03200

**O RING - GASKET**



Code	Size	Bag	Box	Stock
03200250	16	-	-	✓
03200260	20	-	-	✓
03200270	25	-	-	✓
03200280	32	-	-	✓
03200290	40	-	-	✓
03200300	50	-	-	✓
03200310	63	-	-	✓



# ASSEMBLING INSTRUCTIONS

## Assembling instruction for fittings Ø16 - Ø40 mm



It's not necessary to loose or remove the cap.



Insert the pipe into the fitting body and make sure the pipe crossed the O ring - gasket.



Pull back the nut and fully coil it up to the fitting.



Assembled fitting.

## Assembling instruction for fittings Ø50 and Ø63 mm



Remove the nut and the clinching ring completely from the body of the fitting.



The nut and the clinching ring have to be pulled up on the pipe.



Insert the pipe into the fitting body and make sure the pipe crossed the O ring - gasket.



Pull back the clinching ring to its original position.



Pull back the nut and fully coil it up to the fitting.



Assembled fitting.

### IMPORTANT

- The end of the pipe has to be chamfered and cleaned from a chip.
- If the nut is not fixed completely, there can be dripping or flowing at the O ring-gasket, or the pressure can fire the pipe from the fitting.
- The threaded end of the PP fitting has to be covered with PTFE (polytetrafluoroethylene) tape or braid

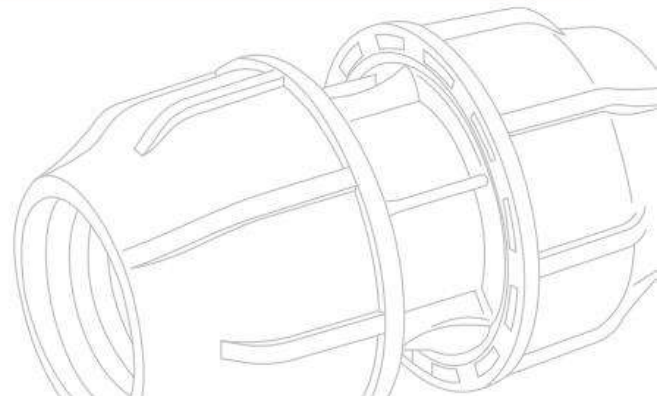
- Torque values for tightening nut:

DN	16	20	25	32	40	50	63
Nm	5	6.5	11	13	15	23	40

- The threaded end of PP fitting has to be coiled in completely (useful thread length).

### NOTE

- Any chemicals in the system are in contact with polypropylene (PP) and the rubber gasket (O-ring) of the PP Compression fitting.
- Appropriate tests have to be done to ensure product suitability and safety following all applicable regulations.

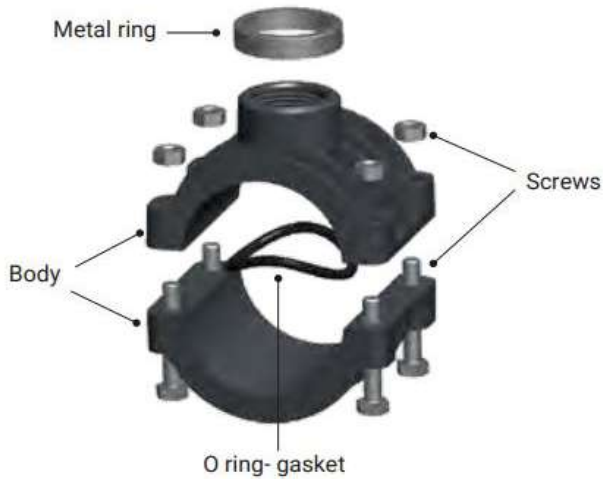






## PP Clamp Saddles

PP clamp saddles are the ideal solution for branching from existing pipelines for water and irrigation applications. Maximum operating pressure is from 6 up to 12.5 bar - depending on the diameter of clamp saddles and if clamp saddles have or do not have the reinforcing ring.

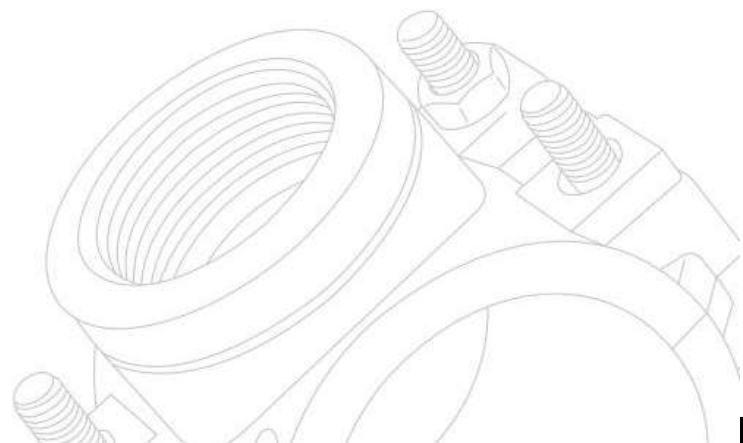


### Specifications and Technical Data

Size	20 - 315 mm
Body	Black Polypropylene (PP)
Reinforcing metal ring	Galvanized steel
Bolts (screws) and Nuts	Galvanized steel
O ring - gasket	Special elastomeric nitrile rubber (NBR)
Operating pressure	With ring: Ø20-63 - 10 bar Ø75-160 - 6 bar Without ring: Ø20-63 - 12,5 bar Ø75-315 - 10 bar
Standard	ISO 13460
Number of bolts	20 - 50 mm (2) 63 - 125 mm (4) 140 - 160 mm (6)

### Features

- Easy to install
- Can be installed on any plastic metric pipework
- Reinforced clamp saddles available
- Resistant to breakage
- Can withstand high impact
- Sturdy construction





### Group 02180

#### CLAMP SADDLE

Code	Size	Box	Stock
02180010	20x1/2"	150 P3	✓
02180020	25x1/2"	150 P2	✓
02180030	25x3/4"	150 P2	✓
02180040	32x1/2"	150 P2	✓
02180050	32x3/4"	150 P2	✓
02180060	32x1"	150 P2	✓
02180070	40x1/2"	140 P2	✓
02180080	40x3/4"	140 P2	✓
02180090	40x1"	140 P2	✓
02180100	50x1/2"	100 P3	✓
02180110	50x3/4"	100 P3	✓
02180120	50x1"	100 P3	✓
02180130	50x5/4"	100 P3	✓
02180140	63x1/2"	100 P5	✓
02180150	63x3/4"	100 P5	✓
02180160	63x1"	100 P5	✓
02180170	63x5/4"	100 P5	✓
02180180	63x6/4"	100 P5	✓
02180190	75x1/2"	80 P5	✓
02180200	75x3/4"	80 P5	✓
02180210	75x1"	80 P5	✓
02180220	75x5/4"	80 P5	✓
02180230	75x6/4"	70 P5	✓

Code	Size	Box	Stock
02180240	75x2"	70 P5	✓
02180250	90x3/4"	60 P5	✓
02180260	90x1"	60 P5	✓
02180270	90x5/4"	60 P5	✓
02180280	90x6/4"	60 P5	✓
02180290	90x2"	55 P5	✓
02180300	110x1/2"	40 P5	✓
02180310	110x3/4"	40 P5	✓
02180320	110x1"	40 P5	✓
02180330	110x5/4"	40 P5	✓
02180340	110x6/4"	40 P5	✓
02180350	110x2"	40 P5	✓
02180360	110x2 1/2"	35 P5	✓
02180370	125x3/4"	35 P5	✓
02180380	125x1"	35 P5	✓
02180390	125x5/4"	35 P5	✓
02180400	125x6/4"	35 P5	✓
02180410	125x2"	35 P5	✓
02180420	125x2 1/2"	35 P5	✓
02180430	140x5/4"	20 P5	✓
02180440	160x1"	18 P5	✓
02180450	160x2"	18 P5	✓

### Group 02190

#### CLAMP SADDLE WITH RING

Code	Size	Box	Stock
02190010	63x1/2"	100 P5	✓
02190020	63x3/4"	100 P5	✓
02190040	63x1"	100 P5	✓
02190030	63x5/4"	100 P5	✓
02190050	75x1/2"	80 P5	✓
02190060	75x3/4"	80 P5	✓
02190090	75x1"	80 P5	✓
02190070	75x5/4"	80 P5	✓
02190080	75x6/4"	70 P5	✓
02190100	90x1/2"	60 P5	✓
02190130	90x1"	60 P5	✓
02190110	90x5/4"	60 P5	✓
02190120	90x6/4"	60 P5	✓
02190140	110x3/4"	40 P5	✓
02190170	110x1"	40 P5	✓
02190150	110x5/4"	40 P5	✓
02190160	110x6/4"	40 P5	✓

Code	Size	Box	Stock
02190180	110x2"	40 P5	✓
02190190	125x3/4"	35 P5	✓
02190220	125x1"	35 P5	✓
02190200	125x5/4"	35 P5	✓
02190210	125x6/4"	35 P5	✓
02190230	125x2"	35 P5	✓
02190260	140x1"	20 P5	✓
02190240	140x5/4"	20 P5	✓
02190250	140x6/4"	20 P5	✓
02190270	140x2"	20 P5	✓
02190280	140x3"	15 P5	✓
02190310	160x1"	18 P5	✓
02190290	160x5/4"	18 P5	✓
02190300	160x6/4"	18 P5	✓
02190320	160x2"	18 P5	✓
02190330	160x3"	18 P5	✓
02190350	160x4"	15 P5	✓





## CLAMP SADDLE WITH RING



Code	Size	Box	Stock
02190380	200x1"	8 P5	✓
02190360	200x5/4"	8 P5	✓
02190370	200x6/4"	8 P5	✓
02190390	200x2"	8 P5	✓
02190400	200x3"	8 P5	✓
02190410	200x4"	8 P5	✓
02190440	225x1"	6 P5	✓
02190420	225x5/4"	6 P5	✓
02190430	225x6/4"	6 P5	✓
02190450	225x2"	6 P5	✓
02190460	225x3"	6 P5	✓
02190470	225x4"	6 P5	✓

Code	Size	Box	Stock
02190500	250x1"	4 P5	✓
02190480	250x5/4"	4 P5	✓
02190490	250x6/4"	4 P5	✓
02190510	250x2"	4 P5	✓
02190520	250x3"	4 P5	✓
02190530	250x4"	4 P5	✓
02190560	315x1"	3 P5	✓
02190540	315x5/4"	3 P5	✓
02190550	315x6/4"	3 P5	✓
02190570	315x2"	3 P5	✓
02190580	315x3"	3 P5	✓
02190590	315x4"	3 P5	✓

## ASSEMBLING INSTRUCTIONS FOR PP CLAMP SADDLES



Place the O ring-gasket into the slot under the upper part of the clamp saddle and the steel screws into the bottom part.



Place the bottom part of the clamp saddle on the pipe. Make sure the pipe is clean.



Place the upper part of the clamp saddle on the bottom part.



Coil the steel nut up to their male parts.



Pull each screw with a wrench.



Drill the pipe through the threaded part of the clamp saddle.



Completely assembled clamp saddle.

### IMPORTANT

- When drilling the pipe, avoid causing any damage to the thread.
- Use the largest possible size of the jobber drill.
- During the drilling, a piece of a chip can fall into the pipe, causing occlusion.
- If the screws aren't pulled completely, there can be dripping or flowing at the O-ring gasket.
- The threaded connection of fitting has to be coiled in entirely (useful thread length)
- The externally threaded part of the clamp saddle has to be covered with PTFE (polytetrafluoroethylene) tape or braid.



## Threaded fittings

Threaded fittings refer to pipe fittings connecting pipes by internal or external threads, and their dimensions are at a maximum of 4 inches in most cases. Thread connection is the oldest way that we still use today. Some of the advantages are simple usage, easy installation, the possibility of disconnection, and convenient maintenance.




### Specifications and Technical data

<b>Size</b>	1/4" - 4"
<b>Body</b>	Black Polypropylene (PP)
<b>Operating Pressure</b>	10 bar
<b>Standards</b>	ISO 3458 ISO 7-1

### Features

- Simple usage
- Easy installation
- Able to disconnect
- Convenient maintenance





Group 06010

**NIPPLE**



Code	Size	Bag	Box	Stock
06010010	1/2"x1/2"	100	2500	✓
06010020	3/4"x3/4"	25	650 P2	✓
06010040	1"x1"	20	700	✓
06010050	5/4"x5/4"	10	400	✓
06010060	6/4"x6/4"	10	300	✓
06010070	2"x2"	10	180	✓
06010080	2 1/2"x2 1/2"	1	100	✓
06010090	3"x3"	1	84	✓

Group 06020

**SOCKET**



Code	Size	Bag	Box	Stock
06020010	1/2"x1/2"	50	1500	✓
06020020	3/4"x3/4"	100	800	✓
06020030	1"x1"	100	600	✓
06020040	5/4"x5/4"	10	300	✓
06020050	6/4"x6/4"	10	200	✓
06020060	2"x2"	10	120	✓
06020070	2 1/2"x2 1/2"	1	70	✓
06020080	3"x3"	1	50	✓

Group 06030

**REDUCTION FM (BUSH)**



Code	Size	Bag	Box	Stock
06030010	1/4"x1/2" Brass	25	25	✓
06030020	3/8"x1/2"	100	3500	✓
06030260	1/2"x3/4"	25	700	✓
06030040	1/2"x1"	50	1200	✓
06030060	1/2"x5/4"	10	650	✓
06030070	1/2"x 6/4"	10	500	✓
06030090	3/4"x1"	50	1350	✓
06030100	3/4"x5/4"	10	650	✓
06030110	3/4"x6/4"	10	500	✓
06030120	3/4"x2"	5	260	✓
06030150	1"x5/4"	10	650	✓
06030160	1"x6/4"	10	500	✓
06030170	1"x2"	5	260	✓
06030200	5/4"x6/4"	10	500	✓
06030210	5/4"x2"	5	260	✓
06030230	6/4"x2"	5	260	✓
06030250	2"x3"	1	140	✓

Group 06030

**REDUCTION FM (ENLARGING)**



Code	Size	Bag	Box	Stock
06030030	1/2"x3/4" (long)	25	700 P2	✓
06030080	3/4"x1/2"	50	900	✓
06030130	1"x1/2"	20	600	✓
06030140	1"x3/4"	20	600	✓
06030180	5/4"x3/4"	10	400	✓
06030190	5/4"x1"	10	400	✓
06030220	6/4"x5/4"	10	200	✓
06030240	2"x6/4"	5	140	✓

Group 06050

**REDUCING SOCKET**



Code	Size	Bag	Box	Stock
06050010	3/4"x1/2"	100	1000	✓
06050030	1"x3/4"	100	600	✓
06050040	5/4"x1"	10	300	✓
06050050	6/4"x5/4"	10	200	✓
06050060	2"x5/4"	20	140	✓
06050070	2"x6/4"	10	130	✓
06050080	2,1/2"x2"	5	80	✓
06050090	3"x2,1/2"	1	60	✓

Group 06040

**REDUCING NIPLE**



Code	Size	Bag	Box	Stock
06040010	3/4"x1/2"	25	800 P2	✓
06040030	1"x1/2"	20	900	✓
06040040	1"x3/4"	50	900	✓
06040050	5/4"x3/4"	20	540	✓
06040060	5/4"x1"	20	440	✓
06040070	6/4"x1"	10	380	✓
06040080	6/4"x5/4"	10	340	✓
06040090	2"x6/4"	10	200	✓
06040100	2,1/2"x2"	5	100	✓
06040110	3"x2,1/2"	1	96	✓



Group 06060

**MULTI RISER**



Code	Size	Bag	Box	Stock
06060010	1/2"x1/2"	10	600	✓
06060020	1/2"x3/4"	10	500	✓
06060030	3/4"x 3/4"	10	450	✓

Group 06080

**END PLUG MALE**



Code	Size	Bag	Box	Stock
06080010	1/2"	100	4000	✓
06080020	3/4"	25	800 P2	✓
06080040	1"	100	1300	✓
06080050	5/4"	100	600	✓
06080060	6/4"	10	550	✓
06080070	2"	10	300	✓

Group 06100

**ELBOW MALE**



Code	Size	Bag	Box	Stock
06100010	1/2"x1/2"	100	1600	✓
06100030	3/4"x1/2"	25	700 P2	✓
06100050	3/4"x3/4"	25	600 P2	✓
06100070	1"x3/4"	25	500 P2	✓
06100080	1"x1"	100	500	✓
06100090	5/4"x5/4"	10	250	✓
06100100	6/4"x6/4"	10	150	✓
06100110	2"x2"	10	90	✓

Group 06120

**ELBOW MF**



Code	Size	Bag	Box	Stock
06120010	1/2"x1/2"	20	1000	✓
06120020	1/2"x3/4"	100	900	✓
06120030	3/4"x1/2"	100	900	✓
06120040	3/4"x3/4"	20	540	✓
06120050	3/4"x1"	100	500	✓
06120060	1x3/4"	100	500	✓
06120070	1"x1"	20	300	✓
06120080	5/4"x5/4"	10	200	✓

Group 06070

**TANK ADAPTOR**



Code	Size	Bag	Box	Stock
06070010	1/2"	-	500	✓
06070020	3/4"	50	750	✓
06070030	1"	50	450	✓
06070040	6/4"	-	200	✓
06070050	2"	-	100	✓

Group 06090

**END CAP FEMALE**



Code	Size	Bag	Box	Stock
06090010	1/2"	100	4500	✓
06090020	3/4"	100	2700	✓
06090030	1"	100	1400	✓
06090040	5/4"	20	600	✓
06090050	6/4"	10	700	✓
06090060	2"	10	300	✓
06090070	3"	5	100	✓

Group 06110

**ELBOW FEMALE**



Code	Size	Bag	Box	Stock
06110010	1/2"x1/2"	20	1000	✓
06110020	3/4"x3/4"	20	600	✓
06110030	1"x1"	20	340	✓
06110040	5/4"x5/4"	10	200	✓
06110050	6/4"x6/4"	5	120	✓
06110060	2"x2"	2	60	✓
06110070	3"x3"	1	25	✓
06110080	4"x4"	1	16	✓





Group 06140

**TEE COUPLING MALE**



Code	Size	Bag	Box	Stock
● 06140010	1/2"x1/2"x1/2"	50	900	✓
● 06140020	1/2"x3/4"x1/2"	100	900	✓
● 06140040	3/4"x1/2"x3/4"	25	400 P2	✓
● 06140060	3/4"x3/4"x3/4"	25	400 P2	✓
● 06140080	3/4"x1"x3/4"	25	350 P2	✓
● 06140090	1"x1/2"x1"	100	400	✓
● 06140100	1"x3/4"x1"	100	400	✓
● 06140110	1"x1"x1"	100	400	✓
● 06140120	5/4"x5/4"x5/4"	20	240	✓
● 06140130	6/4"x6/4"x6/4"	10	150	✓
● 06140140	2"x2"x2"	1	55	✓

Group 06150

**TEE COUPLING FEMALE**



Code	Size	Bag	Box	Stock
● 06150010	1/2"x1/2"x1/2"	20	720	✓
● 06150020	3/4"x3/4"x3/4"	10	400	✓
● 06150030	1"x1"x1"	10	240	✓
● 06150040	5/4"x5/4"x5/4"	10	130	✓
● 06150050	6/4"x6/4"x6/4"	5	90	✓
● 06150060	2"x2"x2"	2	44	✓
● 06150070	3"x3"x3"	1	16	✓
● 06150080	4"x4"x4"	1	12	✓

Group 06160

**TEE COUPLING MFM**



Code	Size	Bag	Box	Stock
● 06160020	1/2"x3/4"x1/2"	100	600	✓
● 06160030	3/4"x1/2"x3/4"	100	500	✓
● 06160040	3/4"x3/4"x3/4"	100	500	✓
● 06160050	3/4"x1"x3/4"	100	400	✓
● 06160060	1"x1/2"x1"	100	400	✓
● 06160070	1"x3/4"x1"	100	400	✓
● 06160080	1"x1"x1"	100	300	✓

Group 06170

**CROSS FEMALE**



Code	Size	Bag	Box	Stock
● 06170010	3/4"	20	320	✓

Group 05300

**LAYFLAT OFFTAKE FEMALE**



Code	Size	Bag	Box	Stock
● 05300020	1/2"	100	1300	✓
● 05300030	3/4"	100	1300	✓





Operating pressure: 10 bar  
 Body: Black Polypropylene (PP)  
 Union Nut: Black Polypropylene (PP)  
 O-ring: NBR

Mainly used for making manifold connections for landscape and agricultural irrigation systems. Speeds up installation and simplifies maintenance of the system. Union part of Polixt Manifold fitting is fitted with a thicker O-ring to prevent leaks. Teflon is not necessary for union sealing.

The operating pressure is 10 bar.

Group 06210  
**COUPLING MF**  
 WITH O-RING



Code	Size	Bag	Box	Stock
06210100	1"x1"	20	260 P2	✓

Group 06220  
**COUPLING FF**  
 WITH O-RING



Code	Size	Bag	Box	Stock
06220100	1"x1"	20	200 P2	✓

Group 06230  
**ELBOW MF**  
 WITH O-RING



Code	Size	Bag	Box	Stock
06230010	1"x1"	10	150 P2	✓

Group 06240  
**ELBOW FF**  
 WITH O-RING



Code	Size	Bag	Box	Stock
06240010	1"x1"	10	150 P2	✓

Group 06250  
**TEE MFF**  
 WITH O-RING



Code	Size	Bag	Box	Stock
06250010	1"x1"x1"	10	100 P2	✓

Group 06260  
**TEE FFF**  
 WITH O-RING



Code	Size	Bag	Box	Stock
06260010	1"x1"x1"	10	100 P2	✓

Group 06270  
**CROSS MFFF**  
 WITH O-RING



Code	Size	Bag	Box	Stock
06270010	1"x1"x1"x1"	10	80 P2	✓

Group 06280  
**CROSS FFFF**  
 WITH O-RING



Code	Size	Bag	Box	Stock
06280010	1"x1"x1"x1"	10	80 P2	✓

Group 06220  
**VALVE BOX CONNECTOR FF**



Code	Size	Bag	Box	Stock
06220010	3/4"x 3/4"	10	600 P2	✓

Group 06220  
**PVC UNION**  
 WITH O-RING



Code	Size	Bag	Box	Stock
06220020	1"x1"	-	150	✓
06220030	5/4"x5/4"	-	80	✓
06220040	6/4"x6/4"	-	70	✓
06220050	2"x2"	-	48	✓







## Layflat fittings

Range of connectors for layflat hoses, variety of sizes, and types of layflat hoses available which are typically used in the agricultural irrigation sector. For connecting a steel clamp is required. Our layflat hose connectors are durable and provide high quality without leaks and spillages during transference.

### Features

- Durable
- No leaks and spillages during transference
- Range of sizes available

#### Group 18010

#### MALE ADAPTOR



Code	Size	Bag	Box	Stock
• 18010110	53 (2") x 2"	2	98	✓
• 18010120	78 (3") x 3"	3	36	✓
• 18010130	103 (4") x 4"	4	18	✓

#### Group 18030

#### COUPLING



Code	Size	Bag	Box	Stock
• 18030110	53 (2") x 53 (2")	2	78	✓
• 18030120	78 (3") x 78 (3")	3	38	✓
• 18030130	103 (4") x 103 (4")	4	15	✓

#### Group 18050

#### PLUG



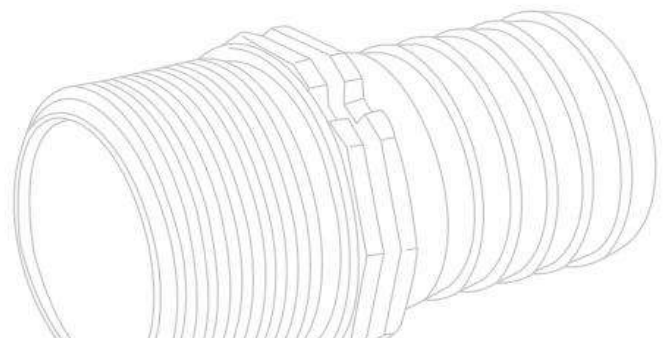
Code	Size	Bag	Box	Stock
• 18050110	53 (2")	2	145	✓
• 18050120	78 (3")	3	60	✓
• 18050130	103 (4")	4	28	✓

#### Group 18100

#### STAINLESS STEEL STRAP



Code	Size	Bag	Box	Stock
• 18100110	53 (2")	2	100	✓
• 18100120	78 (3")	2	66	✓
• 18100130	103 (4")	3	44	✓





## Aluminium fittings

Used for connecting fire-fighting hoses of different diameters, to fire fittings, and to fire water sources. There are no corners or edges on the surface of the terminal that could cause an accident and cause injury. Can be connected with DIN standard terminals.

MATERIAL: Alloy cast aluminium

Group 16050

### FIRE - CLAMP THREADED



Code	Size	Stock
• 16050010	52/2"	✓
• 16050020	75x2,1/2"	✓
• 16050030	75x3"	✓

Group 16050

### FIRE - CLAMP END PLUG



Code	Size	Stock
• 16050040	52	✓

Group 16050

### FIRE - CLAMP REDUCTION



Code	Size	Stock
• 16050050	75/52	✓

Group 16050

### FIRE - CLAMP WITH CASE



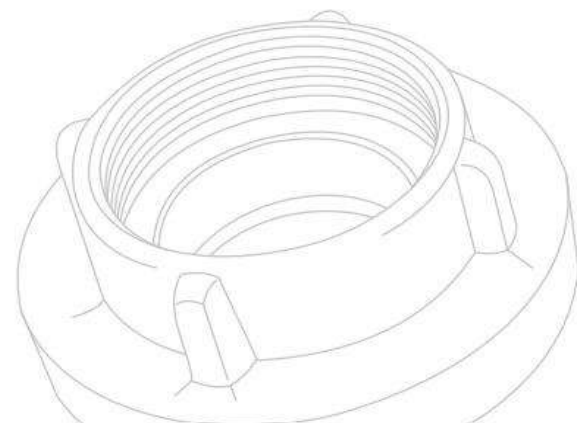
Code	Size	Stock
• 16050060	52/50	✓
• 16050070	75/63	✓

Group 20040

### SEALING RING FOR FIRE - CLAMP



Code	Size	Box	Stock
• 20040080	52	50	✓
• 20040090	75	50	✓





# Dripline Fittings

---

Used to join the dripline to the mainline and dripline to each other. Designed to be durable, easy to install, UV-resistant, and to assist in installation and the maintenance of the dripping system.

A wide range of applications is available, like agricultural irrigation, family garden, and greenhouses.





## Drip pipe fittings

A wide range of drip pipe fittings simplifies the installation of an irrigation system. The main advantages are the safety of connections, easy assembly, and reassembly without any tool or additional clamp.


### Features

- Secure and reliable connection
- Simple, dependable, and inexpensive
- Improve the seal and grip for the various grades of tubing
- Pull-off resistance
- Blow-off resistance
- Ease of installation

### Specifications and Technical data

<b>Size</b>	3.5 - 63 mm
<b>Body</b>	Black polyacetal (POM) Black polypropylene (PP)
<b>Operating pressure</b>	3 - 6 bar
<b>Types</b>	<ul style="list-style-type: none"> <li>• Lock Type</li> <li>• Quick Joint</li> <li>• Barbed</li> </ul>
<b>Standards</b>	ISO 9261 ISO 7-1





Operating pressure: 6 bar  
 Nut: Black Polypropylene (PP)  
 Grip ring: Polyacetal (POM)  
 Body: Black Polypropylene (PP)

Recommended pipe wall thickness:  
 - 16 mm: 0.8 – 1.1 mm (31 up to 44 mil)  
 - 20 mm: 0.9 – 1.4 mm (35 up to 55 mil)

Recommended for PE pipes, PoliDrip® and PoliDrip® Light

These fittings are recommended for agricultural and landscape irrigation. The redesigned cap makes it fit with the thin-wall pipes and drip tape. Ensures minimum pressure loss in the system parts where it is installed.

The operating pressure is 6 bar. Simple solution provided by wide product range.

### Group 04030 COUPLING



Code	Size	Bag	Box	Stock
04030030	16x16	25	300 P2	✓
04030060	20x20	25	250 P2	✓

### Group 04010 MALE ADAPTOR



Code	Size	Bag	Box	Stock
04010010	16x1/2"	25	400 P2	✓
04010060	16x3/4"	25	350 P2	✓
04010090	20x1/2"	25	450 P2	✓
04010130	20x3/4"	25	350 P2	✓

### Group 04050 END PLUG



Code	Size	Bag	Box	Stock
04050030	16	25	400 P2	✓
04050060	20	25	400 P2	✓

### Group 04040 REDUCING COUPLING



Code	Size	Bag	Box	Stock
04040030	20x16	25	300 P2	✓

### Group 04060 ELBOW



Code	Size	Bag	Box	Stock
04060030	16x16	25	250 P2	✓
04060040	20x16	25	250 P2	✓
04060070	20x20	25	250 P2	✓

### Group 04070 MALE ELBOW



Code	Size	Bag	Box	Stock
04070030	16x1/2"	25	350 P2	✓
04070060	16x3/4"	25	350 P2	✓
04070080	16x1"	25	350 P2	✓
04070120	20x1/2"	25	350 P2	✓
04070150	20x3/4"	25	300 P2	✓
04070160	20x1"	25	300 P2	✓

### Group 04110 FEMALE TEE



Code	Size	Bag	Box	Stock
04110100	16x3/4"x16	50	250	✓
04110110	20x3/4"x20	50	250	✓

### Group 04100 MALE TEE



Code	Size	Bag	Box	Stock
04100040	16x1/2"x16	25	250 P2	✓
04100080	16x3/4"x16	25	200 P2	✓
04100050	16x1"x16	25	200 P2	✓
04100110	20x1/2"x20	25	200 P2	✓
04100150	20x3/4"x20	25	200 P2	✓
04100120	20x1"x20	25	200 P2	✓

### Group 04090 TEE COUPLING



Code	Size	Bag	Box	Stock
04090030	16x16x16	25	150 P2	✓
04090080	20x20x20	25	150 P2	✓



Group 04090

**REDUCING TEE COUPLING**



Code	Size	Bag	Box	Stock
04090040	16x20x16	25	150 P2	✓
04090050	20x16x20	25	150 P2	✓

Group 04120

**OFFTAKE (14mm)**

Recommended assembling hole Ø14 mm



Code	Size	Bag	Box	Stock
04120020	16	25	400 P2	✓
04120040	20	25	400 P2	✓

Group 04200

**NUT**



Code	Size	Bag	Box	Stock
04200090	16	25	1000 P2	✓
04200120	20	25	1000 P2	✓

Group 04200

**GRIP RING**



Code	Size	Bag	Box	Stock
04200020	16	50	3500 P2	✓
04200050	20	50	2800 P2	✓

**ASSEMBLING INSTRUCTIONS FOR LOCK TYPE FITTINGS**



1 Separate the grip ring and nut from the body.



2 Pull the coupling nut up to the end of the pipe.



3 Push the ribbed end of the grip into the pipe.



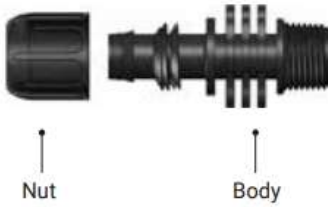
4 Insert threaded part of the body on the free side of the grip ring.



5 Pull back the nut and coil it completely on the fitting.







Operating pressure: 6 bar  
 Nut: Black Polypropylene (PP)  
 Body: Black Polypropylene (PP)

Recommended pipe wall thickness:  
 - 16 mm: 0.8 – 1.1 mm (31 up to 44 mil)  
 - 20 mm: 0.9 – 1.4 mm (35 up to 55 mil)

Recommended for PE pipes, PoliDrip® and PoliDrip® Light

Safe and fast way of connecting drip irrigation setup using fix grip ring. Quick joint fittings ensure additional protection even on uneven ground.

They are specifically used for low-pressure connections. The maximum working pressure is 6 bar. A wide range of quick joints is available. From now on, besides 16 mm, a diameter of 20 mm is also available.

### Group 04510

#### MALE ADAPTOR



Code	Size	Bag	Box	Stock
04510010	16x1/2"	25	600 P2	✓
04510020	16x3/4"	25	500 P2	✓
04510030	20x1/2"	25	400 P2	✓
04510040	20x3/4"	25	350 P2	✓

### Group 04520

#### FEMALE ADAPTOR



Code	Size	Bag	Box	Stock
04520010	16x3/8"	25	500 P2	✓
04520020	16x1/2"	25	500 P2	✓
04520040	20x3/8"	25	450 P2	✓
04520050	20x1/2"	25	400 P2	✓

### Group 04540

#### REDUCING COUPLING



Code	Size	Bag	Box	Stock
04540010	20x16	25	350 P2	✓

### Group 04530

#### COUPLING



Code	Size	Bag	Box	Stock
04530010	16x16	25	400 P2	✓
04530020	20x20	25	250 P2	✓

### Group 04560

#### ELBOW



Code	Size	Bag	Box	Stock
04560010	16x16	25	500 P2	✓
04560030	20x20	25	350 P2	✓

### Group 04550

#### END PLUG



Code	Size	Bag	Box	Stock
04550010	16	25	1000 P2	✓
04550020	20	25	700 P2	✓

### Group 04570

#### MALE ELBOW



Code	Size	Bag	Box	Stock
04570010	16x1/2"	25	600 P2	✓
04570020	16x3/4"	25	550 P2	✓
04570030	20x1/2"	25	450 P2	✓
04570040	20x3/4"	25	400 P2	✓

### Group 04560

#### REDUCING ELBOW



Code	Size	Bag	Box	Stock
04560020	16x20	25	400 P2	✓

### Group 04600

#### MALE TEE



Code	Size	Bag	Box	Stock
04600010	16x1/2"x16	25	300 P2	✓
04600020	16x3/4"x16	25	300 P2	✓
04600030	20x1/2"x20	25	250 P2	✓
04600040	20x3/4"x20	25	250 P2	✓

Group 04590

**TEE COUPLING**



Code	Size	Bag	Box	Stock
04590010	16x16x16	25	300 P2	✓
04590040	20x20x20	25	200 P2	✓

Group 04590

**REDUCING TEE COUPLING**



Code	Size	Bag	Box	Stock
04590020	16x20x16	25	250 P2	✓
04590030	20x16x20	25	200 P2	✓

Group 04620

**OFFTAKE (14 mm)**

Recommended assembling hole 14 mm



Code	Size	Bag	Box	Stock
04620010	16	25	400 P2	✓
04620020	20	25	350 P2	✓

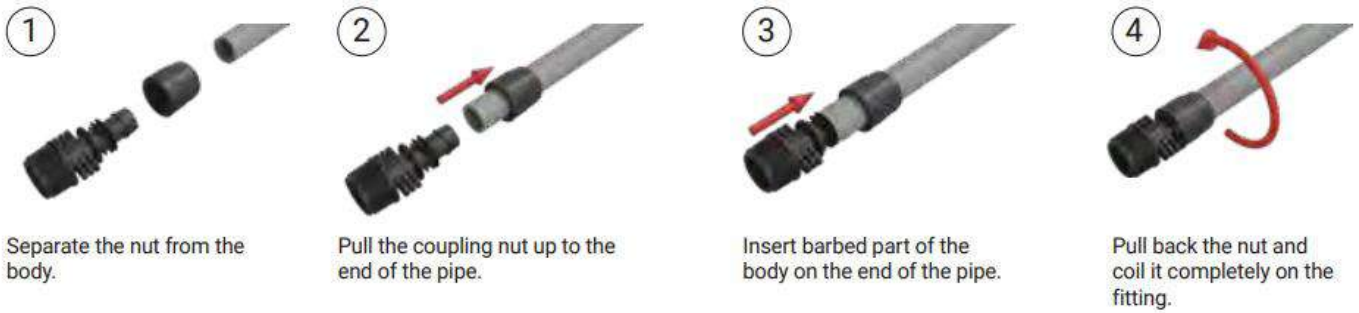
Group 04400

**NUT**



Code	Size	Bag	Box	Stock
04400220	16	100	1800 P2	✓
04400250	20	100	1000 P2	✓

**ASSEMBLING INSTRUCTIONS FOR QUICK JOINTS**







Operating pressure: POM - 4 bar  
 Other - 3 bar  
 Body: POM - Polyacetal  
 Other - Black Polypropylene (PP)

Recommended pipe wall thickness:  
 - 16 mm: 0.8 – 1.1 mm (31 up to 44 mil)  
 - 20 mm: 0.9 – 1.4 mm (35 up to 55 mil)

Recommended for PoliDrip® and PoliDrip® Light

Barbed fittings are made from black POM (polyacetal) raw material to reach a sharp barb lip which makes a secure connection that is less likely to leak and slip out. Easy twist-in insertion. No need for glue or clamps for installation. A wide range of shapes and sizes allow you to choose the most suitable product for your application.

### Group 05020 BARBED COUPLING



Code	Size	Bag	Box	Stock
05020010	3,5	500	50 000	✓
05020020	4	100	40 000	✓
05020030	5	500	30 000	✓
05020040	7	100	25 000	✓
05020050	12	100	7000	✓
05020170	16x16 POM	50	2300 P2	✓
05020070	16 with fixer	100	4200	✓
05020180	20x20 POM	50	1300 P2	✓
05020120	20 with fixer	100	2500	✓
05020140	25	100	1300	✓
05020150	32	20	740	✓
05020160	40	-	300	✓

### Group 05010 MALE ADAPTOR



Code	Size	Bag	Box	Stock
05010170	16x1/2" POM	50	1000 P2	✓
05010040	16x3/4" POM	50	1000 P2	✓
05010150	20x1/2" POM	50	900 P2	✓
05010160	20x3/4" POM	50	800 P2	✓
05010070	25x1/2"	20	1100	✓
05010080	25x3/4"	100	1500	✓
05010090	25x1"	100	900	✓
05010100	32x3/4"	100	1000	✓
05010110	32x1"	100	800	✓
05010120	40x1"	20	640	✓
05010130	40x5/4"	-	450	✓
05010140	63x2"	-	160	✓

### Group 05040 END PLUG



Code	Size	Bag	Box	Stock
05040010	4	100	50 000	✓
05040020	6	100	30 000	✓
05040040	10	100	10 000	✓

### Group 05040 END PLUG POM



Code	Size	Bag	Box	Stock
05040080	16 POM	100	4000 P2	✓
05040090	20 POM	100	2400 P2	✓

### Group 05030 REDUCING COUPLING



Code	Size	Bag	Box	Stock
05030010	7x12	100	10 000	✓
05030070	20x16 POM	50	1600 P2	✓
05030030	25x16	100	1700	✓
05030040	25x20	100	1600	✓
05030050	32x25	20	900	✓
05030060	40x32	10	450	✓

### Group 05080 FEMALE ELBOW



Code	Size	Bag	Box	Stock
05080010	16x3/4"	100	1200	✓

### Group 05060 ELBOW



Code	Size	Bag	Box	Stock
05060010	12	100	5000	✓
05060090	16x16 POM	25	1600 P2	✓
05060100	20x20 POM	25	1000 P2	✓
05060060	25	100	1100	✓
05060070	32	20	540	✓
05060080	40	40	400	✓



Group 05070

**MALE ELBOW**



Code	Size	Bag	Box	Stock
05070100	16x1/2" POM	25	1200 P2	✓
05070110	16x3/4" POM	25	1000 P2	✓
05070120	20x1/2" POM	25	1000 P2	✓
05070130	20x3/4" POM	25	800 P2	✓
• 05070060	25x3/4"	20	1000	✓
• 05070070	25x1"	20	700	✓
• 05070080	32x1"	20	540	✓
• 05070090	32x5/4"	-	400	✓

Group 05090

**TEE COUPLING**



Code	Size	Bag	Box	Stock
• 05090010	3.5x3.5x3.5	100	100	✓
• 05090020	4x4x4	100	20 000	✓
• 05090030	5x5x5	100	100	✓
• 05090040	12x12x12	100	3500	✓
05090130	16x16x16 POM	50	1000 P2	✓
05090140	20x20x20 POM	25	600 P2	✓
• 05090100	25x25x25	100	500	✓
• 05090110	32x32x32	20	300	✓
• 05090120	40x40x40	-	240	✓

Group 05100

**REDUCING TEE**



Code	Size	Bag	Box	Stock
05100110	16x20x16 POM	25	900 P2	✓
• 05100020	20x12x20	100	1200	✓
05100040	20x16x20 POM	25	800 P2	✓
• 05100050	20x25x20	20	840	✓
• 05100060	25x16x25	100	600	✓
• 05100080	25x20x25	100	600	✓
• 05100090	25x32x25	20	460	✓
• 05100100	32x40x32	-	250	✓

Group 05110

**MALE TEE**



Code	Size	Bag	Box	Stock
• 05110010	12x3/4x12	100	2200	✓
05110130	16x1/2x16 POM	50	1000 P2	✓
05110140	16x3/4x16 POM	50	700 P2	✓
05110150	20x1/2x20 POM	25	600 P2	✓
05110160	20x3/4x20 POM	25	500 P2	✓
• 05110060	25x1/2x25	20	500	✓
• 05110070	25x3/4x25	20	460	✓
• 05110080	25x1x25	20	460	✓
• 05110090	32x1x32	20	360	✓
• 05110100	32x5/4x32	20	300	✓
• 05110110	40x1x40	-	280	✓
• 05110120	40x5/4x40	-	250	✓

Group 05120

**FEMALE TEE**



Code	Size	Bag	Box	Stock
• 05120010	16x3/4x16	100	1000	✓
• 05120020	20x3/4x20	100	700	✓

Group 05130

**OFFTAKE (12 mm)**

Recommended assembling hole Ø12 mm



Code	Size	Bag	Box	Stock
05130110	16 POM	50	1200 P2	✓
05130120	20 POM	50	1200 P2	✓

Group 05130

**OFFTAKE (16 mm)**

Recommended assembling hole Ø16 mm



Code	Size	Bag	Box	Stock
05130410	16 POM	50	1200 P2	✓
05130420	20 POM	50	1100 P2	✓

Group 05130

**BARBED OFFTAKE (7.5 mm)**

Recommended assembling hole Ø7.5 mm



Code	Size	Bag	Box	Stock
05130310	16 POM	50	2500 P2	✗
05130320	20 POM	50	1300 P2	✗



Group 05050

**DOUBLE RINGS**



Code	Size	Bag	Box	Stock
05050010	16	100	4000	✓
05050030	20	100	2200	✓
05050040	25	100	1300	✓

Group 05150

**DRIPLINE CLAMP**



Code	Size	Bag	Box	Stock
05150020	20 mm	500	6000	✓

Group 06130

**ELBOW FOR POP-UP**



Code	Size	Bag	Box	Stock
06130010	16x1/2" 6 bar	50	1250 P2	✓
06130020	16x3/4" 6 bar	50	1000 P2	✓

Group 06130

**ELBOW FOR POP-UP (SPIRAL BARB)**



Code	Size	Bag	Box	Stock
06130050	16x1/2"	25	1600 P2	✓
06130060	16x3/4"	25	1200 P2	✓

Connection fittings for Flex Pipe

**Dripline Accessories**

Accessories used for positioning dripline on the wire or fixing it on the ground.



Supporting Hook



Ground Hook



Support Zip-tie

Find out more on page 120

**ASSEMBLING INSTRUCTIONS FOR BARBED FITTINGS**



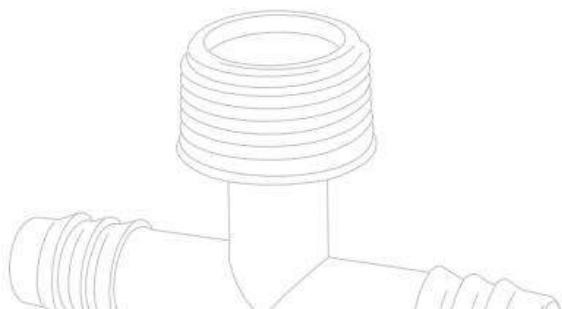
1 Cut the pipe perpendicularly. The end of the pipe has to be straight and clean from the chip.



2 Insert the barbed part of the fitting into the pipe. Make sure that the pipe passes the last barbed ring.



3 Assembled fitting on the pipe.



## Drip tape fittings



Drip tape fittings are specifically used for low-pressure connection of drip tapes, with a maximum operating pressure of 3 bar. A simple solution in every situation is provided by the wide product range. Available in diameters of 17 mm and 22 mm.

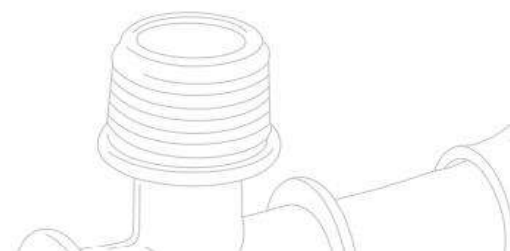
Ideal for use in irrigation systems both for professional and hobby users.

### Features

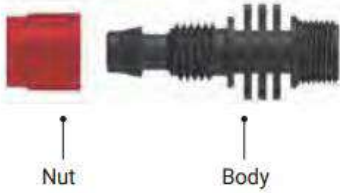
- Safe and fast way of connecting drip tape
- Easy handling and assembling
- Protection even on uneven ground
- Fast assembly and reassembly
- Wide product range

### Specifications and Technical data

Size	17 and 22 mm
Body	Black polypropylene (PP)
Nut	Red polypropylene (PP)
Ring	Polyacetal (POM)
Operating pressure	0,7- 3 bar
Types	Tape fittings Tape fittings with ring Conic tape fittings
Standards	ISO 9261 ISO 7-1







Operating pressure: 3 bar  
 Nut: Red polypropylene (PP)  
 Body: Black Polypropylene (PP)

Recommended pipe wall thickness:  
 - 17 mm: 0.15 - 0.88 mm (6 - 35 mil)  
 - 22 mm: 0.15 - 0.50 mm (6 - 20 mil)

Recommended for all types of drip tape (PoliTape® and PoliFlat®)

Tape fittings secure a safe and fast way of connecting drip tapes. The increased middle part ensures easy handling and assembling and the long grip body helps the tape to be pulled on the fitting easily. The nut gives additional pressure resistance.

### Group 05310

#### MALE ADAPTOR



Code	Size	Bag	Box	Stock
05310010	17x1/2"	25	600 P2	✓
05310040	17x1/2" (short)	25	600 P2	✓
05310060	22x1/2"	10	400 P2	SOON
05310020	17x3/4"	25	500 P2	✓
05310050	17x3/4" (short)	25	500 P2	✓
05310070	22x3/4"	10	400 P2	SOON
05310080	22x1"	10	350 P2	SOON

### Group 05330

#### COUPLING



Code	Size	Bag	Box	Stock
05330010	17x17	25	400 P2	✓
05330050	22x22	10	350 P2	SOON

### Group 05340

#### END PLUG



Code	Size	Bag	Box	Stock
05340010	17	25	1000 P2	✓
05340030	22	10	450 P2	SOON

### Group 05350

#### ELBOW



Code	Size	Bag	Box	Stock
05350010	17x17	25	450 P2	✓
05350030	22x22	10	400 P2	SOON

### Group 05320

#### FEMALE ADAPTOR



Code	Size	Bag	Box	Stock
05320010	17x3/8"	25	500 P2	✓
05320020	17x1/2"	25	450 P2	✓

### Group 05330

#### QUICK ADAPTOR



Code	Size	Bag	Box	Stock
05330220	16x17	25	400 P2	✓
05330230	20x17	25	350 P2	✓

### Group 05360

#### MALE ELBOW



Code	Size	Bag	Box	Stock
05360010	17x1/2"	25	600 P2	✓
05360011	17x1/2" (short)	25	600 P2	✗
05360060	22x1/2"	10	450 P2	SOON
05360020	17x3/4"	25	500 P2	✓
05360040	17x3/4" (short)	25	500 P2	✗
05360050	22x3/4"	10	450 P2	SOON
05360070	22x1"	10	400 P2	SOON

### Group 05350

#### QUICK ELBOW



Code	Size	Bag	Box	Stock
05350220	17x16	25	500 P2	✓
05350230	17x20	25	400 P2	✓

Group 05390

**MALE TEE**



Code	Size	Bag	Box	Stock
05390010	17x1/2"x17	25	350 P2	✓
05390011	17x1/2"x17 (short)	25	400 P2	✗
05390050	22x1/2"x22	10	250 P2	SOON
05390020	17x3/4"x17	25	300 P2	✓
05390040	17x3/4"x17 (short)	25	300 P2	✗
05390060	22x3/4"x22	10	250 P2	SOON
05390070	22x1"x22	10	200 P2	SOON

Group 05380

**TEE COUPLING**



Code	Size	Bag	Box	Stock
05380010	17x17x17	25	300 P2	✓
05380060	22x22x22	10	200 P2	SOON

Group 05300

**OFFTAKE (14 mm)**

Recommended assembling hole Ø14 mm



Code	Size	Bag	Box	Stock
05300010	17	25	450 P2	✓
05300120	22	10	450 P2	SOON

Group 05380

**QUICK TEE**



Code	Size	Bag	Box	Stock
05380020	17x16x17	25	300 P2	✓
05380230	17x20x17	25	250 P2	✓

Group 05300

**OFFTAKE (16 mm)**

Recommended assembling hole Ø16 mm



Code	Size	Bag	Box	Stock
05300070	17	25	450 P2	✓
05300130	22	10	450 P2	SOON

Group 05300

**LAYFLAT OFFTAKE**

Recommended assembling hole Ø16 mm



Code	Size	Bag	Box	Stock
05300220	17	25	450 P2	✓
05300230	22	10	400 P2	SOON

Group 05300

**OFFTAKE (7.5 mm)**

Recommended assembling hole Ø7.5 mm



Code	Size	Bag	Box	Stock
05300090	17	25	600 P2	✗

Group 05300

**OFFTAKE (12 mm)**

Recommended assembling hole Ø12 mm



Code	Size	Bag	Box	Stock
05300080	17	25	600 P2	✓
05300110	22	10	450 P2	SOON

**ASSEMBLING INSTRUCTIONS FOR TAPE FITTINGS**

**Offtake 16 mm**



1 Drill a 16 mm hole on the chosen position in the pipe.



2 Place the gasket in the hole.



3 Push the offtake part of the fitting through the gasket.



4 Screw the nut until you reach the pipe and tighten it by hand.

**Drip tape**



1 Coil back the nut on the fitting, as much as possible.



2 Pull the drip tape on the fitting. Pay attention that the nut is in its position.



3 While holding the drip tape, tighten the nut with the hand. Make sure it is tighten firmly.





Operating pressure: 3 bar  
 Ring: Polyacetal (POM)  
 Body: Black Polypropylene (PP)

Recommended pipe wall thickness:  
 - 17 mm: 0.15 - 0.3 mm (6 - 12 mil)  
 - 22 mm: 0.15 - 0.5 mm (6 - 20 mil)

Recommended only for drip tape with flat emitters (PoliFlat®)

Tape fittings with the ring are for fast and simple connection, ideal for use in irrigation systems for connecting drip tapes. Increased middle part guarantees easy handling and assembling, and a long grip ring helps to pull the tape easily on the fitting. A simple solution for every situation is provided by a wide product range.

### Group 05510

#### MALE ADAPTOR WITH RING



Code	Size	Bag	Box	Stock
05510010	17x1/2"	25	750 P2	✓
05510030	17x1/2" (short)	25	750 P2	✗
05510050	22x1/2"	10	500 P2	✓
05510020	17x3/4"	25	600 P2	✓
05510040	17x3/4" (short)	25	600 P2	✗
05510060	22x3/4"	10	450 P2	✓
05510070	22x1"	10	400 P2	✓

### Group 05520

#### FEMALE ADAPTOR WITH RING



Code	Size	Bag	Box	Stock
05520010	17x3/8"	25	600 P2	✓
05520020	17x1/2"	25	600 P2	✓

### Group 05530

#### SHORT COUPLING WITH RING



Code	Size	Bag	Box	Stock
05530010	17x17	25	1000 P2	✓

### Group 05530

#### COUPLING WITH RING



Code	Size	Bag	Box	Stock
05530020	17x17	25	600 P2	✓
05530050	22x22	10	400 P2	✓

### Group 05530

#### QUICK ADAPTOR WITH RING



Code	Size	Bag	Box	Stock
05530030	17x16	25	500 P2	✓
05530040	17x20	25	400 P2	✓

### Group 05540

#### END PLUG WITH RING



Code	Size	Bag	Box	Stock
05540010	17	25	1000 P2	✓
05540020	22	10	450 P2	SOON

### Group 05560

#### MALE ELBOW WITH RING



Code	Size	Bag	Box	Stock
05560010	17x1/2"	25	800 P2	✓
05560030	17x1/2" (short)	25	900 P2	✗
05560050	22x1/2"	10	550 P2	✓
05560020	17x3/4"	25	600 P2	✓
05560040	17x3/4" (short)	25	600 P2	✗
05560060	22x3/4"	10	550 P2	✓
05560070	22x1"	10	450 P2	✓

### Group 05550

#### ELBOW WITH RING



Code	Size	Bag	Box	Stock
05550010	17x17	25	700 P2	✓
05550040	22x22	10	500 P2	✓

### Group 05550

#### QUICK ELBOW WITH RING



Code	Size	Bag	Box	Stock
05550020	17x16	25	600 P2	✓
05550030	17x20	25	400 P2	✓

Group 05590

**MALE TEE WITH RING**



Code	Size	Bag	Box	Stock
05590010	17x1/2"x17	25	500 P2	✓
05590030	17x1/2"x17 (short)	25	500 P2	✗
05590050	22x1/2"x22	10	300 P2	✓
05590020	17x3/4"x17	25	450 P2	✓
05590040	17x3/4"x17 (short)	25	450 P2	✗
05590060	22x3/4"x22	10	300 P2	✓
05590070	22x1"x22	10	210 P2	✓

Group 05580

**TEE COUPLING WITH RING**



Code	Size	Bag	Box	Stock
05580010	17x17x17	25	400 P2	✓
05580040	22x22x22	10	250 P2	✓

Group 05500

**OFFTAKE (14 mm) WITH RING**



Recommended assembling hole Ø14 mm

Code	Size	Bag	Box	Stock
05500010	17	25	550 P2	✓
05500080	22	25	500 P2	SOON

Group 05580

**QUICK TEE WITH RING**



Code	Size	Bag	Box	Stock
05580020	17x16x17	25	350 P2	✓
05580030	17x20x17	25	300 P2	✓

Group 05500

**OFFTAKE (16 mm) WITH RING**



Recommended assembling hole Ø16 mm

Code	Size	Bag	Box	Stock
05500030	17	25	550 P2	✓
05500090	22	10	500 P2	SOON

Group 05500

**LAYFLAT OFFTAKE WITH RING**



Size 17: Recommended assembling hole Ø16 mm  
Size 22: Recommended assembling hole Ø19 mm

Code	Size	Bag	Box	Stock
05500020	17	25	500 P2	✓
05500060	22	10	600 P2	✓

Group 05500

**OFFTAKE (7.5 mm) WITH RING**



Recommended assembling hole Ø7.5 mm

Code	Size	Bag	Box	Stock
05500050	17	25	600 P2	✗

Group 05500

**OFFTAKE (12 mm) WITH RING**



Recommended assembling hole Ø12 mm

Code	Size	Bag	Box	Stock
05500040	17	25	750 P2	✓
05500070	22	10	500 P2	SOON

**ASSEMBLING INSTRUCTIONS FOR TAPE FITTINGS WITH RING**

1



Pull back the ring on the fitting, as much as possible.

2




Pull the drip tape on the fitting. Pay attention that the ring is in its position.

3



While holding the drip tape, pull the ring with the hand over the tape, as much as possible. Make sure it is tightened firmly.





Conic tape fittings are specifically used to connect drip tapes with layflat hoses in an irrigation system. The quick and easy installation enables fast assembling and reassembling. You only have to push the body of the fitting into the base - no thread and sealing tape required. No need for a special tool or additional clamp.

Group 05710 / 05810

**OFFTAKE**



Code	Size	Bag	Box	Stock
05710010	17	25	600 P2	✓
05810010	17 with ring	25	750 P2	✓

Group 05750 / 05850

**ELBOW OFFTAKE**



Code	Size	Bag	Box	Stock
05750010	17	25	600 P2	✓
05850010	17 with ring	25	800 P2	✓

Group 05780 / 05880

**OFFTAKE TEE**



Code	Size	Bag	Box	Stock
05780010	17	25	350 P2	✓
05880010	17 with ring	25	700 P2	✓

Group 05700

**BASE FOR LAYFLAT (14 mm)**

Recommended assembling hole Ø14 mm



Code	Size	Bag	Box	Stock
05700010	14	50	2200 P2	✓

**ASSEMBLING INSTRUCTIONS FOR CONIC TAPE FITTINGS**



1 Punch the 14 mm hole on the chosen position on the layflat hose.



2 Insert the base through the hole using the Allen (hex) key. Place it inside the hole and turn it until it is fully inside the pipe.



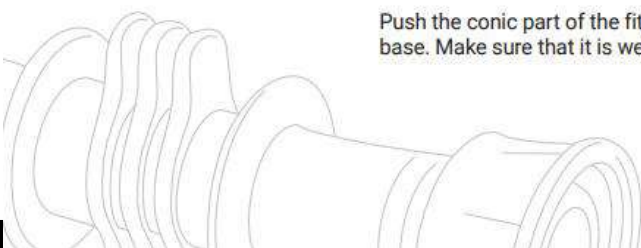
3 While holding the Allen (hex) key in place, tighten the wing nut of the base, firmly by hand.



4 Push the conic part of the fitting into the base. Make sure that it is well fitted.



5 Assembled fitting on the layflat hose.





# Valves

Irrigation Valves are used to create various watering zones in an irrigation system. This separation allows different watering devices to be encompassed in a single system. By opening and closing a valve, each zone in your irrigation system can be watered according to the special needs of the zone.





## Low-pressure valves



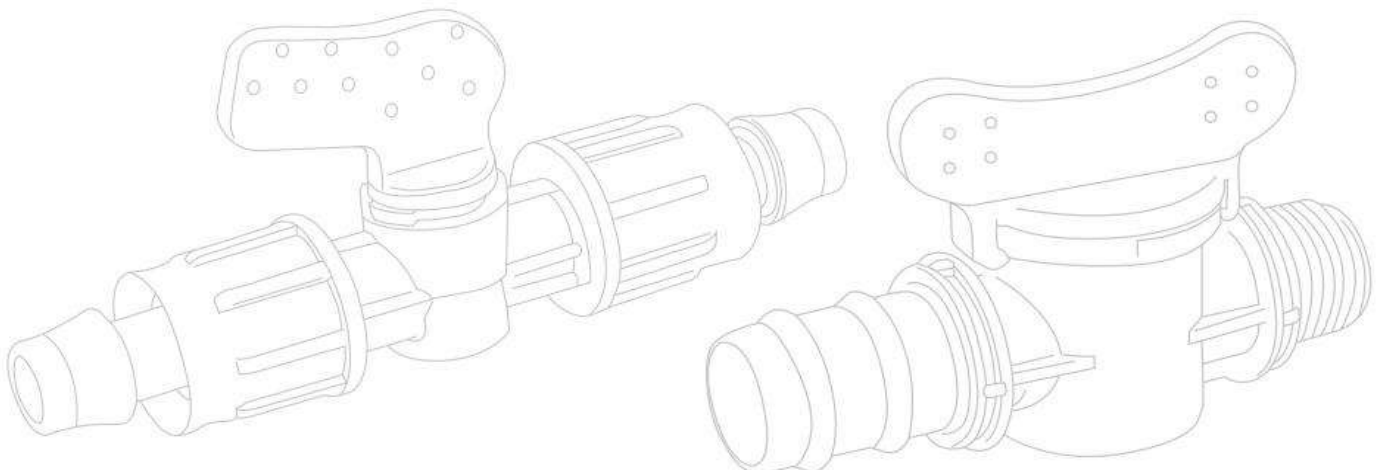
Low-pressure valves are designed in various types as they regulate and control valve flow by opening, closing, or partially obstructing different passageways of the irrigation system. They enable quick and easy installation of drip lines and drip tapes.

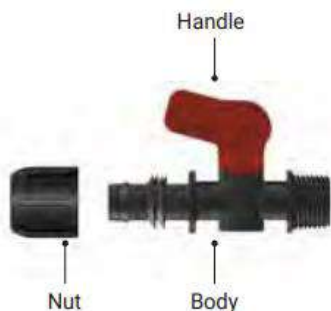
### Features

- Safe and fast way of connecting drip irrigation setup
- Assures additional protection even on uneven ground
- Specifically used for low-pressure connection
- Special cap also makes it fit the thin-wall pipes (35 mil), standard drip lines and PE pipes
- Simple solution in every situation provided by a wide product range

### Specifications and Technical data

Body	Black Polypropylene (PP)
Nut	Black Polypropylene (PP)
Grip ring	Polyacetal (POM)
Handle	Red Polypropylene (PP)
Pressure	Cylinder MINI valves - 4 bar Cylinder valves - 6 bar
Size	16 – 25 mm
Standards	ISO 9911 ISO 7-1





Maximum Pressure: 4 bar  
 Size: 16 – 20 mm  
 Body: Black Polypropylene (PP)  
 Nut: Black Polypropylene (PP)  
 Handle: Red Polypropylene (PP)

Our new generation of low-pressure valves for irrigation is available with a maximum pressure of 4 bars. Cylinder MINI valves represent the best mix of performance and value. A diverse product range makes it ideal for various types of irrigation. Mostly, they are used in open fields and greenhouse irrigation.

Group 07300  
**MALE**



Code	Size	Bag	Box	Stock
07300010	1/2"x1/2"	25	600 P2	✓
07300020	3/4"x1/2"	25	500 P2	✓
07300030	3/4"x3/4"	25	500 P2	✓

Group 07320  
**QUICK JOINT**



Code	Size	Bag	Box	Stock
07320010	16x16	25	350 P2	✓

Group 07280  
**BARBED**



Code	Size	Bag	Box	Stock
07280010	16x16	25	700 P2	✓
07280030	20x20	25	500 P2	✓

Group 07480  
**OFFTAKE (14 mm) BARBED**

Recommended assembling hole Ø14 mm



Code	Size	Bag	Box	Stock
07480070	16	25	450 P2	✓
07480080	20	25	400 P2	✓

Group 07480  
**OFFTAKE (7.5 mm) BARBED**

Recommended assembling hole Ø7.5 mm



Code	Size	Bag	Box	Stock
07480010	16	25	450 P2	✗
07480020	20	25	400 P2	✗

Group 07340

**OFFTAKE (14 mm) QUICK JOINT**

Recommended assembling hole Ø14 mm



Code	Size	Bag	Box	Stock
07340010	16	25	400 P2	✓

Group 07310

**QUICK JOINT / MALE**



Code	Size	Bag	Box	Stock
07310010	16x1/2"	25	400 P2	✓
07310020	16x3/4"	25	400 P2	✓

Group 07290

**BARBED / MALE**



Code	Size	Bag	Box	Stock
07290010	16x1/2"	25	700 P2	✓
07290020	16x3/4"	25	500 P2	✓
07290030	20x1/2"	25	500 P2	✓
07290040	20x3/4"	25	500 P2	✓

Group 07480

**OFFTAKE (12 mm) BARBED**

Recommended assembling hole Ø12 mm



Code	Size	Bag	Box	Stock
07480050	16	25	450 P2	✓
07480060	20	25	400 P2	✓

Group 07480

**OFFTAKE (16 mm) BARBED**

Recommended assembling hole Ø16 mm



Code	Size	Bag	Box	Stock
07480030	16	25	450 P2	✓
07480040	20	25	400 P2	✓



Group 07330

**OFFTAKE (14 mm) MALE**

Recommended assembling hole Ø14 mm



Code	Size	Bag	Box	Stock
07330010	1/2"	25	400 P2	✓
07330020	3/4"	25	400 P2	✓

Group 07350

**OFFTAKE (12 mm) TAPE**

Recommended assembling hole Ø12 mm



Code	Size	Bag	Box	Stock
07350030	17	25	400 P2	✓

Group 07350

**OFFTAKE (14 mm) TAPE**

Recommended assembling hole Ø14 mm



Code	Size	Bag	Box	Stock
07350010	17	25	350 P2	✓

Group 07350

**OFFTAKE (16 mm) TAPE**

Recommended assembling hole Ø16 mm



Code	Size	Bag	Box	Stock
07350020	17	25	350 P2	✓

Group 07350

**OFFTAKE (7.5 mm) TAPE**

Recommended assembling hole Ø7.5 mm



Code	Size	Bag	Box	Stock
07350040	17	25	350 P2	✗

Group 07370

**TAPE / MALE**



Code	Size	Bag	Box	Stock
07370010	17x1/2"	25	400 P2	✓
07370020	17x3/4"	25	350 P2	✓

Group 07390

**TAPE**



Code	Size	Bag	Box	Stock
07390010	17x17	25	300 P2	✓

Group 07440

**TAPE LAYFLAT OFFTAKE**

Recommended assembling hole Ø16 mm



Code	Size	Bag	Box	Stock
07440010	17	25	400 P2	✓

Group 07380

**TAPE / QUICK JOINT**



Code	Size	Bag	Box	Stock
07380010	17x16	25	300 P2	✓

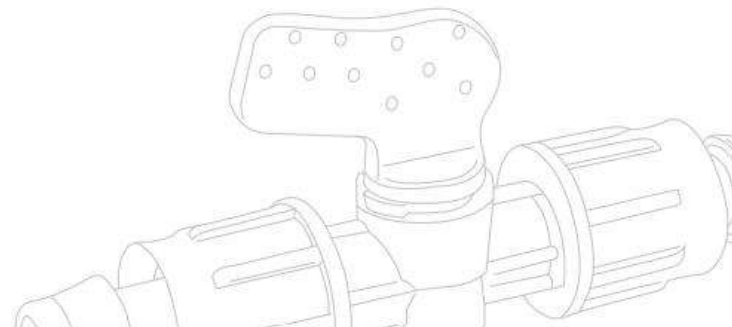
Group 07410

**TAPE WITH RING / QUICK JOINT**

Recommended assembling hole Ø16 mm



Code	Size	Bag	Box	Stock
07410010	17x16	25	450 P2	✓



Group 07360

**OFFTAKE (12 mm)  
TAPE WITH RING**

Recommended assembling hole Ø12 mm



Code	Size	Bag	Box	Stock
07360030	17	25	500 P2	✓

Group 07360

**OFFTAKE (14 mm)  
TAPE WITH RING**

Recommended assembling hole Ø14 mm



Code	Size	Bag	Box	Stock
07360010	17	25	400 P2	✓

Group 07360

**OFFTAKE (16 mm)  
TAPE WITH RING**

Recommended assembling hole Ø16 mm



Code	Size	Bag	Box	Stock
07360020	17	25	400 P2	✓

Group 07360

**OFFTAKE (7.5 mm)  
TAPE WITH RING**

Recommended assembling hole Ø7.5 mm



Code	Size	Bag	Box	Stock
07360040	17	25	400 P2	✗

Group 07400

**TAPE RING / MALE**



Code	Size	Bag	Box	Stock
07400010	17x1/2"	25	500 P2	✓
07400020	17x3/4"	25	450 P2	✓

Group 07420

**TAPE WITH RING**



Code	Size	Bag	Box	Stock
07420010	17x17	25	500 P2	✓

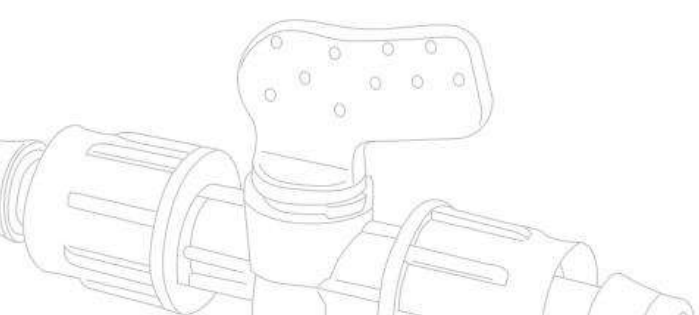
Group 07450

**TAPE LAYFLAT  
OFFTAKE WITH RING**

Recommended assembling hole Ø16 mm

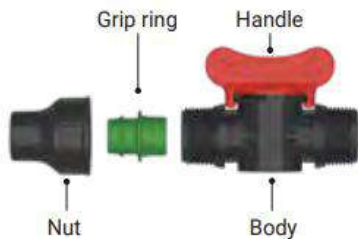


Code	Size	Bag	Box	Stock
07450010	17	25	450 P2	✓





# SOON



Operating pressure: 6 bar  
 Size: 16 – 25 mm  
 Body: Black Polyacetal (POM)  
 Nut: Black Polypropylene (PP)  
 Grip ring: Polyacetal (POM)  
 Handle: Red Polypropylene (PP)

Low-pressure valves are generally ideal for use in drip irrigation applications (gardens, greenhouses, open field irrigation). Enable setup of drip lines with minimal pressure losses. The operating pressure is max. 6 bar. The large passage hole guarantees minimal load loss in parts of the system where it is installed. The complete range from a diameter of 16 to 25 mm meets all irrigation requirements.

## Group 07050

### MALE



Code	Size	Bag	Box	Stock
07050065	1/2"x1/2"	25	300 P2	✓
07050055	3/4"x1/2"	25	250 P2	✓
07050045	3/4"x3/4"	25	250 P2	✓

## Group 07080

### OFFTAKE (14 mm) MALE

Recommended assembling hole Ø14 mm



Code	Size	Bag	Box	Stock
07080015	1/2"	25	200 P2	✓
07080025	3/4"	25	200 P2	✓

## Group 07070

### LOCK TYPE



Code	Size	Bag	Box	Stock
07070015	16x16	25	200 P2	✓
07070025	20x16	25	200 P2	✓
07070035	20x20	25	200 P2	✓

## Group 07060

### LOCK TYPE / MALE



Code	Size	Bag	Box	Stock
07060075	16x1/2"	25	250 P2	✓
07060015	16x3/4"	25	250 P2	✓
07060085	20x1/2"	25	200 P2	✓
07060025	20x3/4"	25	200 P2	✓

## Group 07090

### OFFTAKE (14 mm) LOCK TYPE

Recommended assembling hole Ø14 mm



Code	Size	Bag	Box	Stock
07090015	16	25	200 P2	✓
07090025	20	25	200 P2	✓

## Group 07090

### OFFTAKE (16 mm) LOCK TYPE

Recommended assembling hole Ø16 mm



Code	Size	Bag	Box	Stock
07090015	16	25	200 P2	✓
07090025	20	25	200 P2	✓

## Group 07220

### QUICK JOINT / MALE



Code	Size	Bag	Box	Stock
07220010	16x1/2"	25	250 P2	SOON
07220020	16x3/4"	25	250 P2	SOON
07220030	20x1/2"	25	200 P2	SOON
07220040	20x3/4"	25	200 P2	SOON

## Group 07230

### QUICK JOINT



Code	Size	Bag	Box	Stock
07230010	16x16	25	200 P2	SOON
07230020	20x20	25	200 P2	SOON

## Group 07240

### OFFTAKE (14 mm) QUICK JOINT

Recommended assembling hole Ø14 mm



Code	Size	Bag	Box	Stock
07240010	16	25	200 P2	SOON
07240020	20	25	200 P2	SOON

## Group 07240

### OFFTAKE (16 mm) QUICK JOINT

Recommended assembling hole Ø16 mm



Code	Size	Bag	Box	Stock
07240030	16	25	250 P2	SOON
07240040	20	25	200 P2	SOON

Group 07180

**BARBED / MALE**



Code	Size	Bag	Box	Stock
07180165	16x1/2"	25	220 P2	✓
07180175	16x3/4"	25	220 P2	✓
07180205	20x1/2"	25	220 P2	✓
07180215	20x3/4"	25	220 P2	✓
07180225	25x1/2"	25	200 P2	✓
07180235	25x3/4"	25	200 P2	✓

Group 07170

**BARBED**



Code	Size	Bag	Box	Stock
07170085	16x16	25	250 P2	✓
07170115	20x16	25	250 P2	✓
07170135	20x20	25	220 P2	✓
07170145	25x16	25	200 P2	✓
07170165	25x20	25	200 P2	✓
07170175	25x25	25	200 P2	✓

Group 07120

**OFFTAKE (12 mm) BARBED**

Recommended assembling hole Ø12 mm



Code	Size	Bag	Box	Stock
07120050	16	25	250 P2	✓
07120060	20	25	220 P2	✓
07120070	25	25	200 P2	✓

Group 07120

**OFFTAKE (14 mm) BARBED**

Recommended assembling hole Ø14 mm



Code	Size	Bag	Box	Stock
07120015	16	25	220 P2	✓
07120035	20	25	220 P2	✓
07120045	25	25	200 P2	✓

Group 07120

**OFFTAKE (16 mm) BARBED**

Recommended assembling hole Ø16 mm



Code	Size	Bag	Box	Stock
07120080	16	25	220 P2	✓
07120090	20	25	220 P2	✓
07120100	25	25	200 P2	✓

Group 07130

**TAPE / MALE**



Code	Size	Bag	Box	Stock
07130035	17x1/2"	25	220 P2	✓
07130045	17x3/4"	25	220 P2	✓
07130050	22x3/4"	25	200 P2	✓

Group 07250

**TAPE**



Code	Size	Bag	Box	Stock
07250010	17x17	25	250 P2	✓
07250020	22x22	25	200 P2	✓

Group 07140

**TAPE / LOCK TYPE**



Code	Size	Bag	Box	Stock
07140015	16x17	25	200 P2	✓
07140025	20x17	25	200 P2	✓

Group 07190

**BARBED / TAPE**



Code	Size	Bag	Box	Stock
07190035	17x16	25	300 P2	✓
07190055	17x20	25	300 P2	✓
07190065	17x25	25	300 P2	✓

Group 07100

**OFFTAKE (12 mm) TAPE**

Recommended assembling hole Ø12 mm



Code	Size	Bag	Box	Stock
07100030	17	25	250 P2	✓
07100040	22	25	250 P2	✓



Group 07100

**OFFTAKE (14 mm) TAPE**

Recommended assembling hole Ø14 mm



Code	Size	Bag	Box	Stock
07100025	17	25	220 P2	✓
07100050	22	25	220 P2	✓

Group 07100

**OFFTAKE (16 mm) TAPE**

Recommended assembling hole Ø16 mm



Code	Size	Bag	Box	Stock
07100060	17	25	200 P2	✓
07100070	22	25	200 P2	✓

Group 07150

**TAPE WITH RING / MALE**



Code	Size	Bag	Box	Stock
07150015	17x1/2"	25	300 P2	✓
07150025	17x3/4"	25	300 P2	✓
07150030	22x3/4"	25	250 P2	✓

Group 07160

**TAPE WITH RING**



Code	Size	Bag	Box	Stock
07160030	17x17	25	300 P2	✓
07160040	22x22	25	200 P2	✓

Group 07160

**TAPE WITH RING / LOCK TYPE**



Code	Size	Bag	Box	Stock
07160010	17x16	25	250 P3	✓
07160020	17x20	25	250 P3	✓

Group 07200

**BARBED / TAPE WITH RING**



Code	Size	Bag	Box	Stock
07200015	17x16	25	300 P2	✓
07200035	17x20	25	250 P2	✓
07200045	17x25	25	250 P2	✓

Group 07110

**OFFTAKE (12 mm) TAPE WITH RING**

Recommended assembling hole Ø12 mm



Code	Size	Bag	Box	Stock
07110015	17	25	250 P2	✓
07110040	22	25	250 P2	✓

Group 07110

**OFFTAKE (14 mm) TAPE WITH RING**

Recommended assembling hole Ø14 mm



Code	Size	Bag	Box	Stock
07110015	17	25	250 P2	✓
07110040	22	25	250 P2	✓

Group 07110

**OFFTAKE (16 mm) TAPE WITH RING**

Recommended assembling hole Ø16 mm



Code	Size	Bag	Box	Stock
07110015	17	25	250 P2	✓
07110040	22	25	250 P2	✓

**Layflat offtake female**

Can be used with any male threaded cylinder valve.





## High-pressure valves

High-Pressure valves are used for compression or/and threaded connection which corresponds to the requirements of a water supply system (potable water and irrigation) and pressures typical in these applications. High-Pressure valves are available in various tubing sizes and body designs to satisfy widely varied requirements.

### Features

- Secure and fast connection to the water network
- Suitable for above-ground and underground use
- Operating pressure 10 bar, PP Stop valve operating pressure 16 bar
- Easy solution thanks to the wide product range

### Specifications and Technical data

Body	Black polypropylene (PP)
Handle	Black or blue polypropylene (PP)
Design	ISO 17885
Size	ISO 3126
Threads	ISO 7-1
Pressure resistance	ISO 9911
<b>Compression Connections:</b>	
Nut	Blue polypropylene (PP)
Clinching ring	Polyacetal (POM)
O-ring	Ethylene propylene diene elastomer
Body	Black polypropylene (PP)
Markings	ISO 17885
Pull-out resistance	ISO 3501



## PP Compression valves PN10

The ball valve connects with the "compression joint method" from compression fittings to reduce the number of connections, combining reliable operation with easy assembling. These valves are valid to be used to conduct water and nutrition fluids. PP Compression ball valves are available in diameter from 20 up to 63 mm. The operating pressure is 10 bar at 20°C (water) engraved on the product.

### Group 07013

#### COMPRESSION VALVE

Operating pressure: 10 bar



Code	Size	Bag	Box	Stock
07013010	20x20	10	100 P2	✓
07013020	25x25	5	35 P2	✓
07013030	32x32	5	35 P2	✓
07013040	40x40	5	15 P2	✓
07013050	50x50	5	10 P2	✓
07013060	63x63	-	10 P3	✓

### Group 07015

#### COMPRESSION VALVE MALE

Operating pressure: 10 bar



Code	Size	Bag	Box	Stock
07015010	20x1/2"	10	150 P2	✓
07015020	20x3/4"	10	150 P2	✓
07015030	25x3/4"	5	50 P2	✓
07015040	32x1"	5	50 P2	✓
07015050	40x5/4"	5	15 P2	✓
07015060	50x6/4"	5	15 P2	✓
07015070	63x2"	-	10 P2	✓

### Group 07017

#### COMPRESSION VALVE FEMALE

Operating pressure: 10 bar



Code	Size	Bag	Box	Stock
07017010	20x1/2"	10	150 P2	✓
07017020	20x3/4"	10	150 P2	✓
07017030	25x3/4"	5	50 P2	✓
07017040	32x1"	5	50 P2	✓
07017050	40x5/4"	5	15 P2	✓
07017060	50x6/4"	5	15 P2	✓
07017070	63x2"	-	10 P2	✓

## PP Stop valve PN16

The plastic (Polypropylene - PP) valve connects with the "compression joint method" on both valve sides, with a maximum operating pressure of 16 bar. It is produced from high-quality UV-resistant raw material. Characterized by easy assembling, which speeds up the installation. It has a wide range of applications, used in potable-water systems and irrigation systems, both agricultural and landscape irrigation. Typical advantages of the plastic body are providing resistance against mechanical stress, corrosion, and limescale deposition.

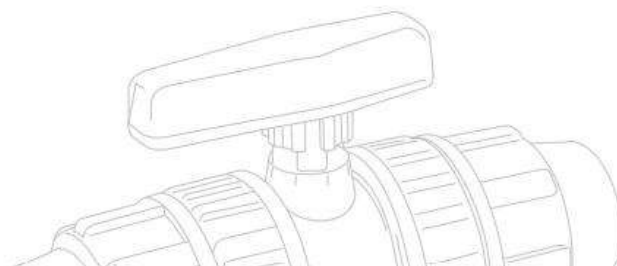
### Group 07010

#### PP STOP VALVE

Operating pressure: 16 bar



Code	Size	Bag	Box	Stock
07010010	20x20	10	60 P2	✓
07010020	25x25	10	40 P2	✓
07010030	32x32	10	50 P3	✓



## Ball valves

A ball valve is a mechanical device that directs, guides, and modulates water flow by opening or closing a ball that is open in the middle of the valve. Turning the handle on the ball valve, it manually opens/closes the port which controls the pressure of the water flow. Durability and perfect closure are what make the ball valve more favorable compared to other types of valves.

### Group 07020

#### BALL VALVE MF (IRRIGATION)

Operating pressure: 6 bar



Code	Size	Bag	Box	Stock
07020010	3/4"x3/4"	-	100	✓
07020020	1"x1"	-	100	✓
07020030	5/4"x5/4"	-	100	✓
07020040	6/4"x6/4"	-	60	✓
07020050	2"x2"	-	30	✓
07020060	2 1/2"x2 1/2"	-	20	✓
07020070	3"x3"	-	12	✓

### Group 07030

#### BALL VALVE FF (IRRIGATION)

Operating pressure: 6 bar



Code	Size	Bag	Box	Stock
07030010	3/4"x3/4"	-	100	✓
07030020	1"x1"	-	100	✓
07030030	5/4"x5/4"	-	50	✓
07030040	6/4"x6/4"	-	32	✓
07030050	2"x2"	-	15	✓
07030060	2 1/2"x2 1/2"	-	12	✓

### Group 07040

#### BALL VALVE WITH IRON BALL

Operating pressure: 16 bar



Code	Size	Bag	Box	Stock
07040010	1/2"x1/2"	-	80	✓
07040020	3/4"x3/4"	-	40	✓
07040030	1"x1"	-	30	✓
07040040	5/4"x5/4"	-	20	✓
07040050	6/4"x6/4"	-	8	✓
07040060	2"x2"	-	7	✓
07040070	2 1/2"x2 1/2"	-	5	✓
07040080	3"x3"	-	3	✓
07040090	4"x4"	-	2	✓

### Group 07600

#### SPARE PARTS FOR BALL VALVES



Code	Description	Box	Stock
07600010	Handle for PP Stop valve	-	✓
07600020	Valve hexagonal slider	-	✓
07600030	Valve spindle	-	✓
07600040	Ball for ball valve	100	✓
07600050	O - ring 24.2x3x5	-	✓
07600060	O - ring 12x2.5	-	✓
07600070	O - ring 16x1.5	-	✓
07600080	O - ring 20x2.0	-	✓
07600090	Handle for ball valve	100	✓
07600100	Teflon ring for ball valve	100	✓
07600110	Small O - ring for ball valve	100	✓
07600120	Large O - ring for ball valve	100	✓

## Garden valve PN16

The body is molded from high-impact strength plastic (PP). It is UV, and low-temperature resistant. The inside ball and stem are made of brass. The Garden valve is available with a lever handle or a butterfly handle; the measures of the male thread connection are 1/2", 3/4", and 1". Metal adaptor or garden quick-release can be connected on outlet.

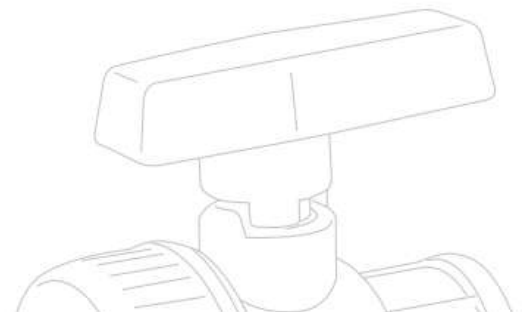
### Group 07530

#### GARDEN VALVE

Operating pressure: 16 bar



Code	Size	Bag	Box	Stock
07530010	M 1/2"x3/4"	-	45	✓
07530020	M 3/4"x3/4"	-	45	✓
07530030	M 1"x1"	-	25	✓





## Pressure regulators

Pressure regulators reduce incoming water pressure to set usable pressure for the drip system. The pressure regulator is used when the incoming pressure is too high for the emitters or fittings. The flow rate of the regulator should be matched with the system. Pressure regulation does not take effect until the minimum specified flow passes through the regulator.

### Group 11010

#### PRESSURE REGULATOR



Code	Size	Bag	Box	Stock
11010010	3/4" White 0.8-2.5 bar	-	50	✓
11010020	3/4" Black 3.5-6 bar	-	50	✓
11010040	1" Brown 1.5-3.5 bar	-	33	✓
11010050	1" White 0.5-1.2 bar	-	50	✓
11010060	1" Red 1-2 bar	-	50	✓
11010090	6/4" Black 1.5-3.5	-	20	✓
11010100	6/4" Red 1-2 bar	-	20	✓

### Group 11010

#### IN-LINE PRESSURE REGULATOR



Code	Size	Bag	Box	Stock
11010160	1.0 bar MF 3/4"	-	20	✓
11010170	1.8 bar MF 3/4"	-	20	✓

### Group 08070

#### Y-FILTER WITH PRESSURE REGULATOR



Code	Size	Bag	Box	Stock
08070010	1.0 bar 3/4"	-	60	✓
08070020	1.8 bar 3/4"	-	60	✓

## Check valves

Suitable for domestic water services, heating, air-conditioning, and compressed air systems. They can be installed in any position (vertical, horizontal, oblique). The body is made from brass, the plate is from a polymer or stainless steel, the seal is NBR, and the spring is stainless steel. There are two types to offer, York (Plate made from polymer) and Europe (Plate made from stainless steel).

### Group 11040

#### CHECK VALVES YORK PLATE IN POLYMER



Code	Size	Bag	Box	Stock
11040150	3/4"	-	8	✓
11040030	1"	-	8	✓
11040050	5/4"	-	6	✓
11040070	6/4"	-	4	✓
11040090	2"	-	2	✓
11040100	2 1/2"	-	2	✓
11040110	3"	-	1	✓
11040130	4"	-	1	✓

### Group 11040

#### CHECK VALVES EUROPA PLATE IN STAINLESS STEEL



Code	Size	Bag	Box	Stock
11040160	3/4"	-	8	✓
11040040	1"	-	6	✓
11040060	5/4"	-	4	✓
11040080	2"	-	2	✓
11040120	3"	-	1	✓
11040140	4"	-	1	✓

### Group 11050

#### CHECK VALVE FILTERS



Code	Size	Bag	Box	Stock
11050070	3/4"	-	20	✓
11050010	1"	-	20	✓
11050020	5/4"	-	10	✓
11050030	6/4"	-	5	✓
11050040	2"	-	5	✓
11050050	2 1/2"	-	5	✓
11050060	3"	-	5	✓



## Other valves

Different types of valves are also available: quick coupling valves, air release valves, drain valves, plastic vacuum breakers, etc. Each of these types has various features and functional capabilities, and some of them are available in different sizes.

### Quick coupling valve

The quick coupling valve is a quick and ground-level water plug, reliable and practical for irrigation and gardening. The material is resistant to weather impacts and mechanical stress. Easy assembling: Open the cover, push the key into the quick coupling valve till the hook snaps in place at the body valve and water delivery starts without leaks and wastes. To remove the key, squeeze the upper part of the hook, so the key will be released and the water delivery stops without spillages.

Group 07520

#### QUICK COUPLING VALVE

Operating pressure: 8 bar



Code	Size	Bag	Box	Stock
07520010	M 3/4"	-	60	✓
07520020	M 1"	-	60	✓

Group 07510

#### QUICK COUPLING VALVE KEY

Operating pressure: 8 bar



Code	Size	Bag	Box	Stock
07510010	M 3/4"	-	120	✓

### Air releasing valve

Air Release Valves' function is to release air pockets that collect at each high point of a full pressured pipeline. An air release valve can open against internal pressure because the internal lever mechanism multiplies the float force to be greater than the internal pressure.

Group 11060

#### AIR RELEASING VALVE



Code	Size	Bag	Box	Stock
11060020	1"	-	30	✓
11060030	2"	-	14	✓

### Drain valve

Plastic Automatic Drain Valves protect the irrigation system from damage due to freezing by automatically draining the lines when the water is turned off. Install the drain valve at the lowest point of each watering zone.

Group 11090

#### DRAIN VALVE



Code	Size	Bag	Box	Stock
11090010	1/2"	-	25	✓



## Plastic vacuum breaker

Manufactured from high-quality raw material. The plastic vacuum breaker offers outstanding features and advantages. It has perfect sealing under considerably low system pressure and high flow capacity. The patented operation, smart design, simplicity, and compactness, shape a highly reliable product. Designed to break the vacuum when the pipe drops below atmospheric conditions. On the subsurface, drip irrigation systems prevent dirt to enter the emitters.

Group 11060

### VACUUM BREAKER



Code	Size	Bag	Box	Stock
11060050	1/2"	-	100	✓

## Fertilizing equipment

In our product range, you can find various fertilizing equipment such as Fertilizing Mixer, Venturi injector, and Liquid injector.

Group 11070

### VENTURI INJECTOR



Code	Size	Bag	Box	Stock
11070020	3/4"	-	36	✓
11070050	1"	-	36	✓
11070070	5/4"	-	1	✓

## Metallic valves

Gate valves are widely used for all types of applications and are suitable for both above-ground and underground installation. Gate valves are often used if minimum pressure loss and a free bore are needed. In the fully open condition, a typical gate valve has no obstruction in the flow path resulting in a very low-pressure loss.

Group 07500

### METALLIC GATE VALVE FF

Operating pressure: 16 bar



Code	Size	Bag	Box	Stock
07500010	1"x1"	-	20	✓
07500020	5/4"x5/4"	-	10	✓
07500030	6/4"x6/4"	-	10	✓
07500040	2"x2"	-	2	✓
07500050	2 1/2"x2 1/2"	-	5	✓
07500060	3"x3"	-	4	✓
07500070	4"x4"	-	4	✓

## Bermad Electric Control Valve

Plastic Hydraulic or Electric Control Valves are suitable for residential, commercial, and agricultural irrigation systems. Bermad 200 Series plastic control valves are globe pattern (3/4" - 2") or angle pattern (1 1/2" - 2"). These control valves provide superior hydraulic performance, featuring state-of-the-art hydraulics and plastics technology.

### Group 12030

#### ELECTRIC CONTROL VALVES



Code	Size	Bag	Box	Stock
• 12030010	3/4"	-	40	✓
• 12030030	1"	-	20 P1	✓
• 12030120	6/4"	-	24	✓
• 12030190	6/4" Normally open	-	6	✓
• 12030150	2"	-	20	✓
• 12030180	3"	-	2	✓

### Group 12030

#### SOLENOID

#### FOR ELECTRIC CONTROL VALVES



Code	Type	Bag	Box	Stock
• 12030250	24V/AC ●	1	50	✓
• 12030240	24V/DC ●	1	50	✓
• 12030260	9V/DC ●	1	50	✓



# Filters

---

Water filtration is crucial to almost every irrigation system, both agricultural and landscape irrigation. Appropriate filtration can help extend the lifetime and makes maintenance easier for any irrigation system. For drip or micro-sprinkler emitters, filtration is an essential requirement to avoid clogging.



# Plastic Filters

The plastic filters are used for filtration in the irrigation system, effectively eliminating sediment and microorganisms. They can be used alone or for secondary filtration.

We offer screen filters, disc filters, and sand media filters.



## Screen filters

A screen filter is used for water filtration using a screen to separate sand and other fine particles out of water during irrigation. They have high-quality resistance to the most common chemicals. Constructed of UV - a resistant and durable plastic material that withstands the most adverse circumstances. The screen filter cartridge can easily be removed from the filter to be cleaned, making maintenance more manageable.

### Group 08010

#### SCREEN IN-LINE FILTER



Code	Size	m <sup>3</sup> /h	Mesh (mic)	Box	Stock
08010100	3/4"	5	120 (130)	200	✓

### Group 08020

#### SCREEN FILTER WITH VALVE IN-LINE SPECIAL



Code	Size	m <sup>3</sup> /h	Mesh (mic)	Box	Stock
08020020	Special 1"	8	120 (130)	30	✓
08020040	Special 5/4" 8	8	120 (130)	30	✓

### Group 08020

#### SCREEN FILTER WITH VALVE IN-LINE HYDROCYCLONIC



Code	Size	m <sup>3</sup> /h	Mesh (mic)	Box	Stock
08020060	6/4"	10	120 (130)	15	✓
08020080	2"	25	120 (130)	9	✓

### Group 08010

#### SCREEN FILTER



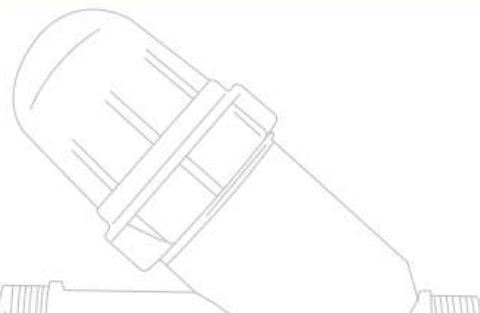
Code	Size	m <sup>3</sup> /h	Mesh (mic)	Box	Stock
08010010	Small 3/4"	5	120 (130)	80	✓
08010020	Large 3/4"	5	120 (130)	60	✓
08010040	Large 1"	6.5	120 (130)	60	✓
08010050	Small 1"	6	120 (130)	80	✓
08010060	Special 5/4"	8	120 (130)	35	✓
08010070	6/4"	14	120 (130)	17	✓
08010080	2"	25	120 (130)	11	✓
08010090	3"	48	120 (130)	2	✓

### Group 08100

#### SCREEN FILTER CARTRIDGE



Code	Size	Mesh (mic)	Bag	Box	Stock
08100010	Small	120 (130)	10	250	✓
08100020	Large	120 (130)	10	170	✓
08100030	Special	120 (130)	10	140	✓
08100040	1.1/2"	120 (130)	10	60	✓
08100050	2"	120 (130)	5	50	✓
08100060	3"	120 (130)	-	5	✓
08100090	Large	150 (80)	10	170	✓
08100070	Special	150 (80)	10	140	✓
08100080	2"	150 (80)	5	50	✓





## Disc filters

The main application of the Disc filter is fine water filtration in irrigation systems. Some of the advantages of Disc filters are three-dimensional filtration, therefore the interval between cleaning is longer, resistance to common agricultural chemical fertilizers, and flushing agents used in the system. Disc filters can partially separate algae developed in the irrigation system.

### Group 08030

#### DISC FILTER



Code	Size	m <sup>3</sup> /h	Mesh (mic)	Box	Stock
08030010	Small 3/4"	5	120 (130)	60	✓
08030020	Small 1"	5	120 (130)	60	✓
08030030	Large 1"	6	120 (130)	60	✓
08030040	Special 5/4"	7.5	120 (130)	35	✓

### Group 08040

#### DISC FILTER WITH HYDROCYCLONE



Code	Size	m <sup>3</sup> /h	Mesh (mic)	Box	Stock
08040010	2"	30	120 (130)	1	✓
08040020	Typhoon 2"	30	120 (130)	1 J	✓
08040030	3"	50	120 (130)	1	✓
08040040	Typhoon 3"	50	120 (130)	1 J	✓

### Group 08100

#### DISC FILTER CARTRIDGE



Code	Size	Mesh (mic)	Bag	Box	Stock
08100150	Typhoon 2"	120 (130)	-	1	✓
08100160	Typhoon 3"	120 (130)	-	1	✓
08100170	Small	120 (130)	10	120	✓
08100180	Large	120 (130)	10	70	✓
08100190	Special	120 (130)	10	10	✓
08100210	3"	120 (130)	-	1	✓

### Group 08110

#### DISC FILTER SPARE PARTS



Code	Description	Size	Bag	Box	Stock
08110020	PP Nut	2" - 3"	-	1	✓

## Hydrocyclones

Also known as sand separators, the main use of centrifugal filters is the removal of particles such as sand, and other solids from the irrigation water, in other words, it prevents sand from entering the irrigation system. Using hydrocyclones, parts of dirt with a high specific gravity can be filtered out quite effectively. The liquid is admitted tangentially, which results in a centrifugal flow forcing the dirt parts towards the outer side of the filter.



### Group 08050

#### HYDROCYCLONE - PLASTIC

Code	Size	m <sup>3</sup> /h	Box	Stock
08050020	1"	6	1	✓
08050050	2"	30	1	✓
08050080	3"	50	1	✓



## Metal Filters

Obstruction of sprinklers and drippers is one of the most significant problems encountered in irrigation systems. Filtration is the best protection method against avoiding entrance/obstruction of a dripper, sprinkler, hydrant, and other similar equipment used in the irrigation system by sediments.

Therefore, filtration is the most significant control unit of an irrigation system.

## Autoflush® Automatic Plastic Disc Filters

AutoFlush® Automatic Plastic Disc Filter is constructed by assembling many tiny synthetic discs manufactured from polypropylene material on a filter body with a telescopic structure. When synthetic discs are arranged one on another and are centralized around within a telescopic filter body, the center of discs forms a hollow disc. They are designed to perform a deep filtration based on desired micron level found on both sides of synthetic discs and inter-sectioning of channels designed in a crosswise manner. The most outstanding advantage of AutoFlush® Automatic Plastic Disc filter is that it automatically self cleans the filter when it is obstructed.

Group 08131

### AUTOFLUSH AUTOMATIC DISC FILTER

Code	Size	Disc filter no.	m <sup>3</sup> /h	Box	Stock
08131010	4"	2	50	1	✗
08131020	4"	3	75	1	✗
08131030	6"	5	125	1	✗
08131040	6"	6	150	1	✗
08131050	8"	7	175	1	✗
08131060	8"	8	200	1	✗



## Automatic Double Gravel (Sand-Media) Filters

Gravel filters are designed for filtration of the river, lake, pool water, and water resources containing organic materials such as lichen and alga. The outstanding advantage of the gravel filters against other types is maximum filtration efficiency due to deep filtration.

Group 08132

### AUTOMATIC DOUBLE GRAVEL

Code	Size	m <sup>3</sup> /h	Box	Stock
08132010	2"x20"	10-30	1	✗
08132020	3"x24"	30-60	1	✗
08132030	4"x30"	40-80	1	✗





## Metal Screen/Disc Y Filters

Metal Screen Disc Filters are designed to ensure deep filtration as a consequence of the one-on-one order of many disc sheets manufactured from nylon reinforced polypropylene material on a filter body. Having a simpler design, screen filters are successful infiltration of water wells and water resources containing sand.

Group 08133

### DISC/SCREEN FILTER-ANGLE TYPE

Code	Size	m <sup>3</sup> /h	Box	Stock
08133010	2"	-	1	✘
08133020	3"	-	1	✘
08133030	4"	-	1	✘



## Hydrocyclones (Sand Separators)

Metallic Hydrocyclones are designed in a simple structure to be used in the filtration of well water or other water sources containing sand, gravel, or particles heavier than the water. It is simple, economic, and easy to use causing minimum pressure loss infiltration systems and operating at maximum efficiency.

Group 08134

### HYDROCYCLONE

Code	Size	m <sup>3</sup> /h	Box	Stock
08134010	6/4"	16	1	✘
08134020	2"	25	1	✘
08134030	2 1/2"	35	1	✘
08134040	3"	50	1	✘
08134050	4"	80	1	✘





RDI GrowStream™ tape is the world's first and only plant-responsive irrigation and fertigation system which allows the plant to self-regulate its own water delivery, resulting in unmatched water savings and plant performance versus all existing forms of forced irrigation.



*GrowStream*





## SOON RDI GrowStream™

The GrowStream™ smart micropores respond to root signals, releasing water and nutrients on demand, minute-by-minute, plant-by-plant. Micropores enable the movement of water and water-soluble nutrients according to the plant's requirements, without the possibility of clogging the tape. Plants control their own water consumption.

### Features

- More efficient use of water
- Great plant diversity on the same irrigation system
- Balanced water consumption in relation to plant needs
- Reduced water loss through evaporation and drainage
- Reduced use of fertilizers
- Reduces weed and use of pesticides
- Healthier plants
- Long-term improvement of soil quality

### Technical Specifications

Maximum Slope	1,4 m
Maximum tape length	100 m
Tape Diameter	≈ 17 mm
Maximum pressure	0,35 bar
Operating pressure for responsive phase	0,07 - 0,21 bar
Maximal tape length per APR	1500 m tape
Installation depth	8-30 cm
Row distance for landscape	15-30 cm



**GrowStream™ operates at constant low pressure.**



Group 27010 **SOON**  
**RDI GROWSTREAM  
 PLANT-RESPONSIVE DRIP TUBE**



Code	Description	Packaging	Stock
27010010	17 mm	762 m	✓

Group 27020 **SOON**  
**RDI PRESSURE  
 REGULATOR ADJ**



Code	Description	Stock
27020010	0.05 - 0.5 Bar, BSP	✓
27020020	0.01 - 0.15 Bar, MPT	✓

Group 27020 **SOON**  
**RDI MANOMETER**



Code	Description	Stock
27020030	0 - 0.35 Bar	✓
27020040	2.5" 0 - 0.7 Bar, 1/4" NPT Lower Connection with PSI & MILIBARS	✓





# Micro irrigation

The micro irrigation system is effective in saving water and increasing water use efficiency. It helps reduce water consumption, growth of unwanted plants (weeds), soil erosion, and cost of cultivation. Micro irrigation is a low-pressure, low-volume irrigation system suitable for high-return value crops such as fruit and vegetable.





## Driplines

### PoliDrip dripline

### PoliDrip Light dripline

The most suitable living conditions for the plants. The drip irrigation system is the most efficient way to irrigate your tree crops and orchards. Water drips slowly to the plant roots saving water and nutrients. A drip line system also helps conserve water, which is more of a consideration in areas where water supplies might be limited.

### Features

- Provides the most suitable life conditions for the plants
- Makes it possible for the water with the nutritive materials to get to the roots of the plants in a short way
- Provides an appropriate proportion of the water and the air in the soil. The ideal circumstances for the development of the plants
- Guarantees considerable quantity of the yield and a better quality besides lower expenses
- Reduces the weeds, and so the costs originating from this
- The simple operation and control of the irrigation system save a lot of time and costs
- Water application efficiency is high if managed correctly
- Fields with irregular shapes are easily accommodated
- Recycled non-potable water can be safely used
- Soil erosion and weed growth is decreased
- Water distribution is highly uniform, controlled by the output of each nozzle
- Fertigation can easily be included with minimal waste of fertilizers
- Foliage remains dry, reducing the risk of disease
- Usually operated at a lower pressure than other types of pressurized irrigation, reducing energy costs
- Dripline irrigation can greatly reduce or eliminate water

### Specifications and Technical data

Pipe material	Polyethylene (PE) - black / brown
Emitter material	Polyethylene (PE) - gray /blue /green
Operating Pressure	0.5 - 4.5 bar
Package	100 / 300 m
Distance between drippers	Min. 20 cm
Dripper discharge	1 l/h – 2 l/h – 4 l/h
Dripper Type	Non-PC / Pressure Compensated (PC)
Wall thickness	<b>PoliDrip dripline:</b> Ø16 mm: 0.8 - 1.1 mm (44 mil) Ø20 mm: 0.9 - 1.2 mm (47 mil) <b>PoliDrip Light dripline:</b> Ø16 mm: 0.8 - 0.9 mm (35 mil) Ø20 mm: 0.9 - 1.0 mm (40 mil)
Pipe diameter	16 mm / 20 mm
Working terms	<ul style="list-style-type: none"> <li>• Expert planning and installation</li> <li>• Non-return and air valve installation</li> <li>• Physical, biological and chemical filtering (min. 120 mesh)</li> <li>• Fertilization and acid treatment</li> <li>• Regular flushing of the system</li> </ul>
Field of use	<ul style="list-style-type: none"> <li>• Greenhouses</li> <li>• Orchards, seedlings</li> <li>• Growing ornamental plants</li> <li>• Decorative gardens</li> <li>• Parks</li> </ul>
Standard	ISO 9261



# PoliDrip Driplines

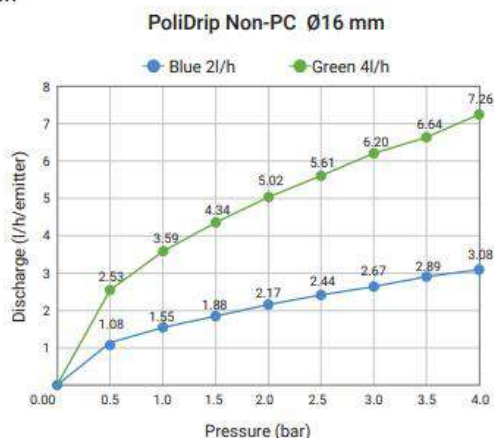
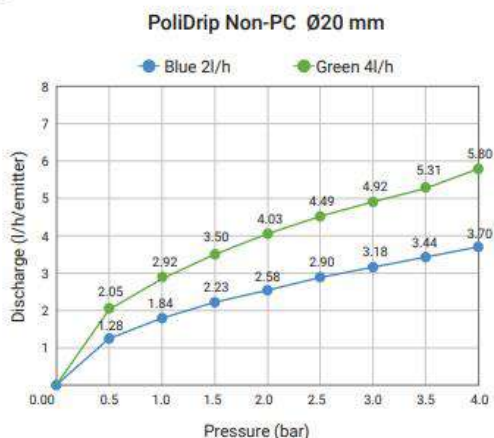
Used to deliver the water directly to the roots of plants. Dripline has emitters placed at intervals along the pipe which correspond with the placement of each plant. This ensures that water is delivered directly to each plant's root zone. This method of irrigation is not only very precise and efficient, but it also saves water because of low water discharge and minimized evaporation loss.



Size: Ø16 and Ø20 mm  
 Operating Pressure: 1.1 – 1.5 bar  
 Wall thickness: Ø16: 1.0 - 1.1 mm  
 Ø20: 1.1 - 1.2 mm

## PoliDrip Non-PC driplines

Non-PC dripline is used for applications when a drip irrigation system is required for orchards, vineyards, and greenhouses with regular plant spacing with NO slope. Built-in Quality and Durability from premium polyethylene and additives for resistance to UV degradation. Comes in various types and sizes 16 and 20 mm in diameter.



### PoliDrip® Non PC

#### Equal dripper distance / Maximum pipe length in meters

Diameter	Discharge	Pressure	25 cm	33 cm	50 cm	60 cm	75 cm	100 cm
16 mm	2 l/h	1.5 bar	54	64	103	129	142	177
16 mm	4 l/h	1.5 bar	47	62	91	99	111	130
20 mm	2 l/h	1.5 bar	58	75	115	135	170	220
20 mm	4 l/h	1.5 bar	52	67	105	120	130	140

## Fittings and valves for driplines

- Safe and fast way of connecting drip irrigation setup
- Easy assemble and reassemble, no tool or additional clamp required
- Assure additional protection even on uneven ground
- Specifically used for low-pressure connection

### Quick Joints



Find out more on page **47**

### Lock Type Fittings



Find out more on page **45**

### Barbed Fittings



Find out more on page **49**

### Cylinder MINI Valves



Find out more on page **61**

### Cylinder Valves



Find out more on page **64**

★ Quick joint and Cylinder MINI valves, beside standard dripline and PE pipes, also fit the thin-walled dripline

Group 09100

**POLIDRIP® NON-PC**

Operating pressure: 1.1 – 1.5 bar

Ø16 mm 44 mil 100 m Roll		
Code	Spacing	Stock
<b>1.0 l/h</b>		
09100053	33 cm	✗
09100093	50 cm	✗
<b>2.0 l/h</b>		
09100033	25 cm	✗
09100063	33 cm	✓
09100103	50 cm	✗
09100123	60 cm	✗
09100143	75 cm	✗
09100163	100 cm	✗
<b>4.0 l/h</b>		
09100043	25 cm	✗
09100073	33 cm	✓
09100113	50 cm	✗
09100133	60 cm	✗
09100153	75 cm	✗
09100173	100 cm	✗



**300 m Roll**

Code	Spacing	Stock
<b>1.0 l/h</b>		
09100056	33 cm	✗
09100096	50 cm	✗
<b>2.0 l/h</b>		
09100036	25 cm	✗
09100066	33 cm	✓
09100106	50 cm	✗
09100126	60 cm	✗
09100146	75 cm	✗
09100166	100 cm	✗
<b>4.0 l/h</b>		
09100046	25 cm	✗
09100076	33 cm	✓
09100116	50 cm	✗
09100136	60 cm	✗
09100156	75 cm	✗
09100176	100 cm	✗



**AGTERA Non-PC dripper**

Only in Ø16 mm, 2 l and 4 l dripline

Compact NON-PC dripper with unique clogging resistance, for well water. The Agtera dripper employs an extra-large flow path cross-section, long labyrinth, and elevated filter - agricultural dripper with excellent clogging resistance.

**ADVANTAGES AND BENEFITS**

**Exceptionally Uniform Flow** - Dripper CV of <3% ensures flow uniformity between drip outlets.

**Compact** - long flow path and economical size.

**High Performance** - Longer pipe runs with <0.5 emitting exponents and 2:1 pressure loss to flow loss.

**Design** - The specialized design eliminates labyrinth dead zones to maintain consistent turbulence, reduce the settling of suspended solids and prevents clogging.

**Highly Clog-resistant** - The long labyrinth and large cross-sectional design ensure sedimentation on the labyrinth surface does not clog the emitter.

**Elevated Filter** - The elevated filter draws from water closer to the pipe center, where water travels at high velocity keeping the filter surface clean. The elevated filter entrance inhibits solids from setting on it between flow cycles, regardless of dripper orientation in the pipe.

**Built-in Quality and Durability** - Constructed with 100% premium virgin polyethylene and additives. Resistant to UV, commonly used chemicals and fertilizers.

Group 09100

**POLIDRIP® NON-PC - DRIPLINE**

Operating pressure: 1.1 – 1.5 bar

Ø20 mm 47 mil 100 m Roll		
Code	Spacing	Stock
<b>2.0 l/h</b>		
09100323	25 cm	✗
09100343	33 cm	✓
09100393	50 cm	✗
09100413	60 cm	✗
09100433	75 cm	✗
09100473	100 cm	✗
<b>4.0 l/h</b>		
09100333	25 cm	✗
09100353	33 cm	✓
09100403	50 cm	✗
09100423	60 cm	✗
09100443	75 cm	✗
09100483	100 cm	✗



**300 m Roll**

Code	Spacing	Stock
<b>2.0 l/h</b>		
09100326	25 cm	✗
09100346	33 cm	✓
09100396	50 cm	✗
09100416	60 cm	✗
09100436	75 cm	✗
09100476	100 cm	✗
<b>4.0 l/h</b>		
09100336	25 cm	✗
09100356	33 cm	✓
09100406	50 cm	✗
09100426	60 cm	✗
09100446	75 cm	✗
09100486	100 cm	✗



**Poliext SG Non-PC dripper**

Only in Ø20 mm dripline

- Delivers uniform flow
- Clog-resistant and low maintenance.
- Durable and resistant to UV radiation.
- The flow varies on uneven terrain. Every dripper emits a different quantity of water depending on its location on the drip line.
- Excellent for vineyards and permanent crops that require minimal elevation and pressure variations.
- Excellent for gravity irrigation systems, as they require no pressure to work.

Group 09110

**POLIDRIP® GARDEN NON-PC - DRIPLINE**

Operating pressure: 1.1 – 1.5 bar

Ø16 mm 44 mil 100 m Roll		
Code	Spacing	Stock
<b>2.0 l/h</b>		
09110020	33 cm	✓
09110040	50 cm	✗



Ø20 mm 47 mil 100 m Roll		
Code	Spacing	Stock
<b>4.0 l/h</b>		
09110110	33 cm	✗
09110130	50 cm	✗





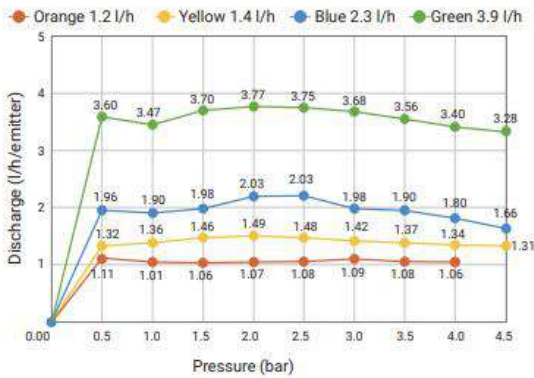


Size: Ø16 and Ø20 mm  
 Operating Pressure: 0.5 – 4.5 bar  
 Wall thickness: Ø16: 1.0 - 1.1 mm  
 Ø20: 1.1 - 1.2 mm

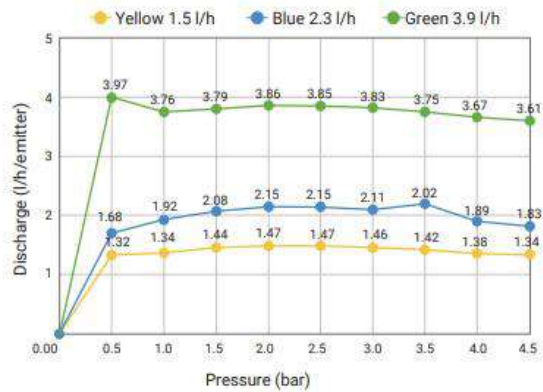
## PoliDrip PC driplines

The pressure-compensated dripline is ideal for permanent crops such as vineyards and orchards with the ground with slope and regular plant spacing. PC pressure-compensated drippers deliver a uniform flow rate no matter how difficult topographical or water conditions. This product is produced with a "PC2" dripper, which is characterized by a large turbulent flow path, double filtration inlets, and a wide pressure compensation range. The dual self-flushing mechanism significantly decreases maintenance time.

PoliDrip PC Ø16 mm 1.2 - 1.4 - 2.3 - 3.9 l/h



PoliDrip PC Ø20 mm 1.5 - 2.3 - 3.9 l/h



### PoliDrip® PC

#### Equal dripper distance / Maximum pipe length in meters

Diameter	Discharge	Pressure	25 cm	33 cm	50 cm	60 cm	75 cm	100 cm
16 mm	1.2 l/h	3.5 bar	170	215	303	345	419	493
16 mm	1.4 l/h	4.5 bar	155	210	292	342	408	516
16 mm	2.3 l/h	4.5 bar	108	132	202	237	301	364
16 mm	3.9 l/h	4.5 bar	80	107	148	170	205	257
20 mm	1.5 l/h	4.5 bar	222	265	403	480	572	741
20 mm	2.3 l/h	4.5 bar	170	217	308	354	425	555
20 mm	3.9 l/h	4.5 bar	112	145	210	241	290	370

Group 09120

**POLIDRIP PC - PRESSURE COMPENSATED DRIPLINE**

Operating pressure: 0.5 - 4.5 bar



Ø16 mm 44 mil 100 m Roll			300 m Roll		
Code	Spacing	Stock	Code	Spacing	Stock
<b>1.2 l/h</b>			<b>1.2 l/h</b>		
09120243	33 cm	✗	09120246	33 cm	✗
09120253	50 cm	✗	09120256	50 cm	✗
<b>1.4 l/h</b>			<b>1.4 l/h</b>		
09120213	33 cm	✗	09120216	33 cm	✗
09120223	50 cm	✗	09120226	50 cm	✗
<b>2.3 l/h</b>			<b>2.3 l/h</b>		
09120013	25 cm	✗	09120016	25 cm	✗
09120033	33 cm	✓	09120036	33 cm	✓
09120053	50 cm	✗	09120056	50 cm	✗
09120073	60 cm	✗	09120076	60 cm	✗
09120092	75 cm	✗	09120096	75 cm	✗
09120133	100 cm	✗	09120136	100 cm	✗
<b>3.9 l/h</b>			<b>3.9 l/h</b>		
09120023	25 cm	✗	09120026	25 cm	✗
09120043	33 cm	✓	09120046	33 cm	✓
09120063	50 cm	✗	09120066	50 cm	✗
09120083	60 cm	✗	09120086	60 cm	✗
09120103	75 cm	✗	09120106	75 cm	✗
09120143	100 cm	✗	09120146	100 cm	✗

Group 09120

**POLIDRIP PC - PRESSURE COMPENSATED DRIPLINE**

Operating pressure: 0.5 - 4.5 bar



Ø20 mm 47 mil 100 m Roll			300 m Roll		
Code	Spacing	Stock	Code	Spacing	Stock
<b>1.5 l/h</b>			<b>1.5 l/h</b>		
09120533	33 cm	✗	09120536	33 cm	✗
09120543	50 cm	✗	09120546	50 cm	✗
<b>2.3 l/h</b>			<b>2.3 l/h</b>		
09120303	25 cm	✗	09120306	25 cm	✗
09120323	33 cm	✓	09120326	33 cm	✓
09120353	50 cm	✗	09120356	50 cm	✗
09120373	60 cm	✗	09120376	60 cm	✗
09120393	75 cm	✗	09120396	75 cm	✗
09120413	100 m	✗	09120416	100 cm	✗
<b>3.9 l/h</b>			<b>3.9 l/h</b>		
09120313	25 cm	✗	09120316	25 cm	✗
09120333	33 cm	✓	09120336	33 cm	✓
09120363	50 cm	✗	09120366	50 cm	✗
09120383	60 cm	✗	09120386	60 cm	✗
09120403	75 cm	✗	09120406	75 cm	✗
09120423	100 cm	✗	09120426	100 cm	✗

**PC2 dripper  
pressure compensated**

Flow Rates: 1.2 - 3.9 l/h  
 Flow Rates/Diameter: 16 and 20 mm  
 Dripper Spacings: minimum 20 cm  
 Wall Thickness/mm: Standard 1.0 - 1.1  
 Outlet Type: 4 hole outlet  
 Operating Pressure: 0.5 - 4.5 bar



**Applications**

- Ideal for permanent crops such as vineyards and orchards in undulating or slope terrain
- For on-surface installations

**Features and Benefits**

- Large turbulent flow path, double filtration inlets, and a wide pressure compensation range (0.5 - 4.5 bar)
- Dual Self-Flushing Mechanism flushes at every start-up ensuring reliable operation and less maintenance
- Provides for a high water distribution uniformity, even with significant field elevation changes and in undulating terrain

**Specification**

- Turbulent high-flow, double-entry drippers
- The highest compensation pressure range (0.5 - 4.5 bar) in the industry, delivering optimum performance
- Pressure Compensation with PC2 membrane
- Dual self-flushing mechanism in each start the operation, providing low daily and annual maintenance



Group 09130

**POLIDRIP PCND - NO DRAIN PRESSURE COMPENSATED DRIPLINE**  
 Operating pressure: 0.6 - 3.5 bar



Ø16 mm	44 mil	50 m Roll
Code	Spacing	Stock
<b>1.35 l/h</b>		
09130132	33 cm	✘
<b>2.35 l/h</b>		
09130142	33 cm	✘

Ø16 mm	44 mil	100 m Roll
Code	Spacing	Stock
<b>1.35 l/h</b>		
09130133	33 cm	✘
<b>2.35 l/h</b>		
09130143	33 cm	✘

Group 09110

**POLIDRIP GARDEN PC DRIPLINES**  
 Operating pressure: 0.5 - 4.5 bar



Ø16 mm	44 mil	100 m Roll
Code	Spacing	Stock
<b>2.3 l/h</b>		
09110210	33 cm	✘

Ø20 mm	47 mil	100 m Roll
Code	Spacing	Stock
<b>2.3 l/h</b>		
09110260	33 cm	✘

**NOTE**

- PoliDrip PC (No Drain) we DO NOT keep on stock.
- For more information please contact our sales department.

**PCND dripper no drain pressure compensated**

Available in 16 mm dripline

Flow Rates: 1.35 - 2.35 l/h  
 Diameter: 16  
 Dripper Spacings: 33 cm  
 Operating Pressure: 0.6 - 3.5 bar



No drain pressure compensated dripline is used for applications when a highly reliable and accurate dripper is required (pulse irrigation, subsurface, and highly undulated ground, also ideal for greenhouse applications). The No-drain system option provides that the dripline remains full of water between irrigation intervals, ensuring immediate and uniform irrigation along the dripline. Available only in diameter 16 mm.

**APPLICATIONS**

Pulse irrigation, subsurface, and highly undulating ground are ideal for greenhouses.

**FEATURES AND BENEFITS**

In addition to pressure compensating, the dripper seals when the pressure drops below 0.1 bar to stop water from draining out of the tube at shut off.

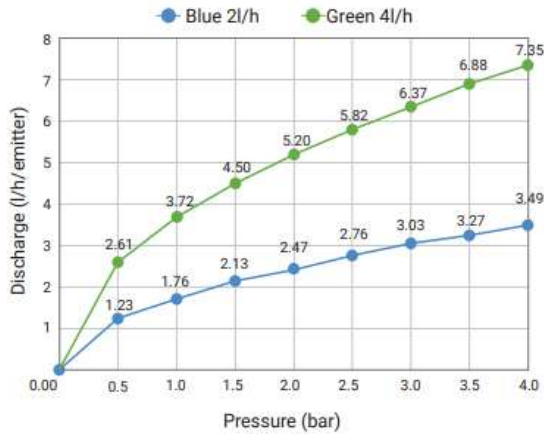


Size: Ø16 and Ø20 mm  
 Operating Pressure: 1.1 – 1.5 bar  
 Wall thickness: Ø16: 0.8 - 0.9 mm  
 Ø20: 0.9 - 1.0 mm

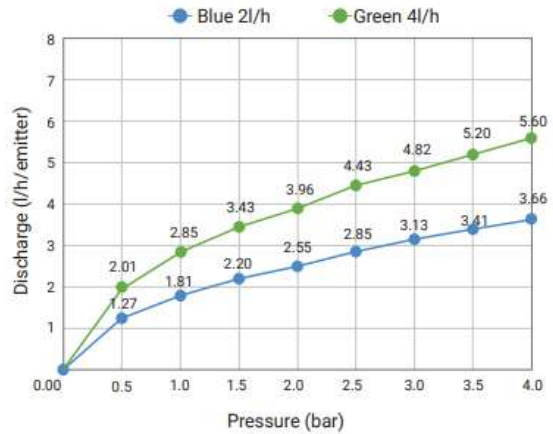
## PoliDrip Light Non-PC

Thin-wall Non-PC dripline is used for applications when the drip irrigation system is required for orchards, vineyards, and greenhouses with regular plant spacing with NO slope. Built-in Quality and Durability from premium virgin polyethylene and additives for resistance to UV degradation. Comes in various types and sizes range from diameter 16 and 20 mm.

PoliDrip Light Non-PC Ø16 mm 2 l/h - 4 l/h



PoliDrip Light Non-PC Ø20 mm 2 l/h - 4 l/h



### PoliDrip® Light Non-PC

#### Equal dripper distance / Maximum pipe length in meters

Diameter	Discharge	Pressure	25 cm	33 cm	50 cm	60 cm	75 cm	100 cm
16 mm	2.0 l/h	1.5 bar	50	60	93	120	132	165
16 mm	4.0 l/h	1.5 bar	43	53	84	91	100	116
20 mm	2.0 l/h	1.5 bar	52	68	106	124	156	202
20 mm	4.0 l/h	1.5 bar	47	57	55	108	118	128

### Fittings and valves for driplines

- Safe and fast way of connecting drip irrigation setup
- Easy assemble and reassemble, no tool or additional clamp required
- Assure additional protection even on uneven ground
- Specifically used for low-pressure connection

#### \* Quick Joints



Find out more on page **47**

#### Lock Type Fittings



Find out more on page **45**

#### Barbed Fittings



Find out more on page **49**

#### Cylinder MINI Valves



Find out more on page **61**

#### Cylinder Valves



Find out more on page **64**

\* Quick joint and Cylinder MINI valves beside standard dripline and PE pipes, fit also the thin-wall dripline



Group 09140

**POLIDRIP LIGHT - NON PC DRIPLINE**

Operating pressure: 1.1 - 1.5 bar



Ø16 mm 35 mil 100 m Roll			300 m Roll		
Code	Spacing	Stock	Code	Spacing	Stock
<b>2.0 l/h</b>			<b>2.0 l/h</b>		
09140033	25 cm	✗	09140036	25 cm	✗
09140063	33 cm	✗	09140066	33 cm	✗
09140093	50 cm	✗	09140096	50 cm	✗
09140123	60 cm	✗	09140126	60 cm	✗
09140153	75 cm	✗	09140156	75 cm	✗
09140193	100 cm	✗	09140196	100 cm	✗
<b>4.0 l/h</b>			<b>4.0 l/h</b>		
09140043	25 cm	✗	09140046	25 cm	✗
09140073	33 cm	✗	09140076	33 cm	✗
09140103	50 cm	✗	09140106	50 cm	✗
09140133	60 cm	✗	09140136	60 cm	✗
09140163	75 cm	✗	09140166	75 cm	✗
09140203	100 cm	✗	09140206	100 cm	✗

Group 09140

**POLIDRIP LIGHT - NON PC DRIPLINE**

Operating pressure: 1.1 - 1.5 bar



Ø20 mm 40 mil 100 m Roll			300 m Roll		
Code	Spacing	Stock	Code	Spacing	Stock
<b>2.0 l/h</b>			<b>2.0 l/h</b>		
09140303	25 cm	✗	09140306	25 cm	✓
09140323	33 cm	✗	09140326	33 cm	✓
09140343	50 cm	✗	09140346	50 cm	✗
09140363	60 cm	✗	09140366	60 cm	✗
09140383	75 cm	✗	09140386	75 cm	✗
09140403	100 cm	✗	09140406	100 cm	✗
<b>4.0 l/h</b>			<b>4.0 l/h</b>		
09140313	25 cm	✗	09140316	25 cm	✗
09140333	33 cm	✗	09140336	33 cm	✗
09140353	50 cm	✗	09140356	50 cm	✗
09140373	60 cm	✗	09140376	60 cm	✗
09140393	75 cm	✗	09140396	75 cm	✗
09140413	100 cm	✗	09140416	100 cm	✗



**AGTERA Non-PC dripper**

Only in Ø16 mm, 2 l and 4 l dripline

Compact NON-PC dripper with unique clogging resistance, for well water. The Agtera dripper employs an extra-large flow path cross-section, long labyrinth, and elevated filter - agricultural dripper with excellent clogging resistance.

**ADVANTAGES AND BENEFITS**

**Exceptionally Uniform Flow** - Dripper CV of <3% ensures flow uniformity between drip outlets.

**Compact** - long flow path and economical size.

**High Performance** - Longer pipe runs with <0.5 emitting exponents and 2:1 pressure loss to flow loss.

**Design** - The specialized design eliminates labyrinth dead zones to maintain consistent turbulence, reduce the settling of suspended solids and prevents clogging.

**Highly Clog-resistant** - The long labyrinth and large cross-sectional design ensure sedimentation on the labyrinth surface does not clog the emitter.

**Elevated Filter** - The elevated filter draws from water closer to the pipe center, where water travels at high velocity keeping the filter surface clean. The elevated filter entrance inhibits solids from setting on it between flow cycles, regardless of dripper orientation in the pipe.

**Built-in Quality and Durability** - Constructed with 100% premium virgin polyethylene and additives. Resistant to UV, commonly used chemicals and fertilizers.



**Polixt SG Non-PC dripper**

Only in Ø20 mm dripline

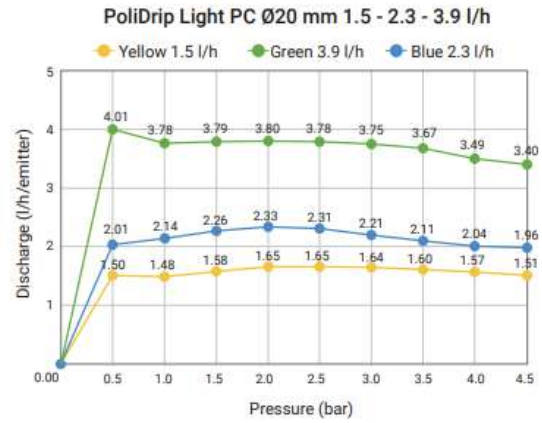
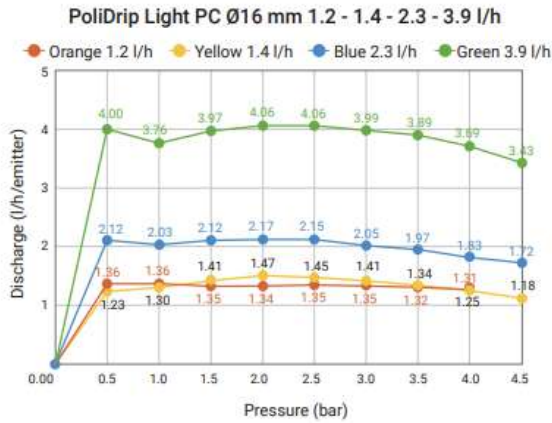
- Delivers uniform flow
- Clog-resistant and low maintenance.
- Durable and resistant to UV radiation.
- The flow varies on uneven terrain. Every dripper emits a different quantity of water depending on its location on the drip line.
- Excellent for vineyards and permanent crops that require minimal elevation and pressure variations.
- Excellent for gravity irrigation systems, as they require no pressure to work.



Size: Ø16 and Ø20 mm  
 Operating Pressure: 0.5 – 4.5 bar  
 Wall thickness: Ø16: 0.8 - 0.9 mm  
 Ø20: 0.9 - 1.0 mm

## PoliDrip Light PC

Thin-wall pressure compensated dripline ideal for permanent crops such as vineyards and orchards on uneven land or with regular plant spacing. PC Online pressure-compensated drippers deliver a uniform flow rate no matter how difficult the topographical or water conditions are. The PC2 dripper is characterized by large turbulent flow path, double filtration inlets and a wide pressure compensation range. Dual self-flushing mechanism significantly decreases maintenance time.



### PoliDrip® Light PC

#### Equal dripper distance / Maximum pipe length in meters

Diameter	Discharge	Pressure	25 cm	33 cm	50 cm	60 cm	75 cm	100 cm
16 mm	1.2 l/h	3.5 bar	152	189	265	302	363	435
16 mm	1.4 l/h	3.5 bar	141	180	255	293	351	442
16 mm	2.3 l/h	3.5 bar	98	121	182	213	255	317
16 mm	3.9 l/h	3.5 bar	70	85	131	152	180	227
20 mm	1.5 l/h	3.5 bar	1987	245	358	420	503	628
20 mm	2.3 l/h	3.5 bar	149	185	271	307	374	475
20 mm	3.9 l/h	3.5 bar	100	131	185	214	258	335



Group 09150

**POLIDRIP LIGHT PC - PRESSURE COMPENSATED DRIPLINE**

Operating pressure: 0.5 - 4.5 bar



Ø16 mm 35 mil			100 m Roll			300 m Roll		
Code	Spacing	Stock	Code	Spacing	Stock	Code	Spacing	Stock
<b>2.3 l/h</b>			<b>2.3 l/h</b>			<b>2.3 l/h</b>		
09150013	25 cm	✗	09150016	25 cm	✗	09150016	25 cm	✗
09150033	33 cm	✗	09150036	33 cm	✗	09150036	33 cm	✗
09150053	50 cm	✗	09150056	50 cm	✗	09150056	50 cm	✗
09150073	60 cm	✗	09150076	60 cm	✗	09150076	60 cm	✗
09150093	75 cm	✗	09150096	75 cm	✗	09150096	75 cm	✗
09150113	100 cm	✗	09150116	100 cm	✗	09150116	100 cm	✗
<b>3.9 l/h</b>			<b>3.9 l/h</b>			<b>3.9 l/h</b>		
09150023	25 cm	✗	09150026	25 cm	✗	09150026	25 cm	✗
09150043	33 cm	✗	09150046	33 cm	✗	09150046	33 cm	✗
09150063	50 cm	✗	09150066	50 cm	✗	09150066	50 cm	✗
09150083	60 cm	✗	09150086	60 cm	✗	09150086	60 cm	✗
09150103	75 cm	✗	09150106	75 cm	✗	09150106	75 cm	✗
09150123	100 cm	✗	09150126	100 cm	✗	09150126	100 cm	✗

Group 09150

**POLIDRIP LIGHT PC - PRESSURE COMPENSATED DRIPLINE**

Operating pressure: 0.5 - 4.5 bar



Ø20 mm 40 mil			100 m Roll			300 m Roll		
Code	Spacing	Stock	Code	Spacing	Stock	Code	Spacing	Stock
<b>2.3 l/h</b>			<b>2.3 l/h</b>			<b>2.3 l/h</b>		
09150133	25 cm	✗	09150136	25 cm	✗	09150136	25 cm	✗
09150153	33 cm	✗	09150156	33 cm	✗	09150156	33 cm	✗
09150173	50 cm	✗	09150176	50 cm	✗	09150176	50 cm	✗
09150193	60 cm	✗	09150196	60 cm	✗	09150196	60 cm	✗
09150213	75 cm	✗	09150216	75 cm	✗	09150216	75 cm	✗
09150233	100 cm	✗	09150236	100 cm	✗	09150236	100 cm	✗
<b>3.9 l/h</b>			<b>3.9 l/h</b>			<b>3.9 l/h</b>		
09150143	25 cm	✗	09150146	25 cm	✗	09150146	25 cm	✗
09150163	33 cm	✗	09150166	33 cm	✗	09150166	33 cm	✗
09150183	50 cm	✗	09150186	50 cm	✗	09150186	50 cm	✗
09150203	60 cm	✗	09150206	60 cm	✗	09150206	60 cm	✗
09150223	75 cm	✗	09150226	75 cm	✗	09150226	75 cm	✗
09150243	100 cm	✗	09150246	100 cm	✗	09150246	100 cm	✗

**NOTE**

- We produce PoliDrip pipes also on special request, with different dripper spacing and coil length.
- For more information please contact our sales department.

**PC2 dripper pressure compensated**

Flow Rates: 1.2 - 3.9 l/h  
 Flow Rates/Diameter: 16 and 20 mm  
 Dripper Spacings: minimum 20 cm  
 Wall Thickness/mm: Standard 0.8 - 1.0  
 Outlet Type: 4 hole outlet  
 Operating Pressure: 0.5 - 4.5 bar



**Applications**

- Ideal for permanent crops such as vineyards and orchards in undulating or slope terrain
- For on-surface installations

**Features and Benefits**

- Large turbulent flow path, double filtration inlets and a wide pressure compensation range (0.5 - 4.5 bar)
- Dual Self-Flushing Mechanism flushes at every start-up ensuring reliable operation and less maintenance
- Provides for a high water distribution uniformity, even with significant field elevation changes and in undulating terrain

**Specification**

- Turbulent high-flow, double-entry drippers
- The highest compensation pressure range (0.5 - 4.5 bar) in the industry, delivering optimum performance
- Pressure Compensation with PC2 membrane
- Dual self-flushing mechanism in each start the operation, providing low daily and annual maintenance









## Drip tapes

Thanks to emitters placed close to each other, PoliTape provides the most suitable life condition of the plants by watering the root zone. Allows the water and the nutritive materials to get to the roots of the plants in a short way. Guarantees higher quantity of the yield, simple operation and control of irrigation system, saving a lot of time and costs. The cheapest solution for low water quality.

### Features

- Precisely shaped emitters for high uniformity of flow
- The turbulent flow-path design provides a high degree of resistance to clogging
- Available in a wide range of wall thicknesses, outlet spacings and flow rates
- High resistance to tensile and cracking
- Strong material resistance to abrasion reduces land damages
- Thanks to the versatility and reliability it is easy to install and reduces your work time
- The production of the system and its quality is in accordance with ISO 9261.

### Specifications and Technical data

<b>Tape material</b>	Polyethylene (PE)
<b>Distance between drippers</b>	10 cm - 40 cm
<b>Emitter discharge</b>	0.6 - 2.3 l/h/m
<b>Emitter type</b>	<ul style="list-style-type: none"> <li>• Silicon labyrinth</li> <li>• Flat emitter</li> </ul>
<b>Color</b>	Black with white stripe
<b>Wall thickness</b>	6 - 8 - 10 - 12 mil
<b>Diameter</b>	16 mm
<b>Operating pressure</b>	0.7 - 1.0 bar
<b>Field of use</b>	<ul style="list-style-type: none"> <li>• Greenhouses</li> <li>• Vegetables</li> <li>• Growing ornamental plants</li> <li>• Short-term cultured plantations</li> <li>• In cases where because of water quality is not cost effective to place dripping pipe system</li> </ul>
<b>Operating terms:</b>	<ul style="list-style-type: none"> <li>• Expert planning and installation</li> <li>• Non-return and air valve inst.</li> <li>• Physical, biological and chemical filtering (min. 150 mesh)</li> <li>• Fertilization and acid treatment</li> </ul>
<b>Standard</b>	ISO 9261

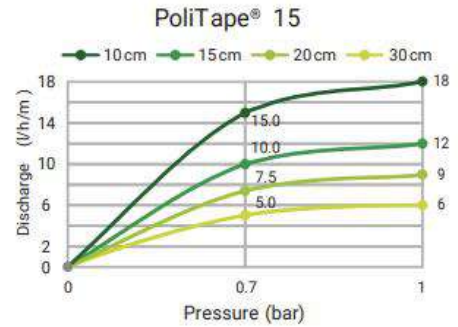
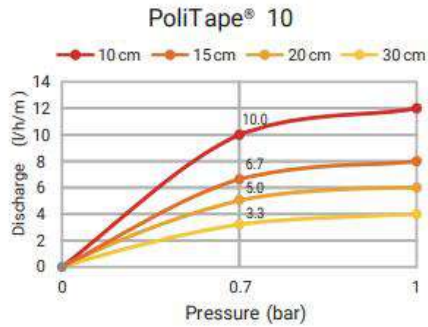
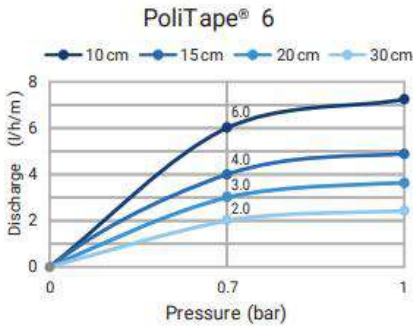




Tape material: Polyethylene (PE)  
 Package: 100/500/1000/2500/3000 m  
 Distance between drippers: 10 cm/15 cm/20 cm/30 cm  
 Emitter discharge: 0.6 – 1.0 – 1.5 l/h/m  
 Emitter type: Silicon labyrinth  
 Color: Black with White stripe  
 Wall thickness: 6 - 8 - 10 - 12 mil  
 Diameter: 16 mm

## PoliTape

**PoliTape®** drip tape with continuous labyrinth provides high resistance to clogging and therefore longer lifetime of the system. The special system provides superior performances and uniformity of emitters. Extrusion technology utilizes high-quality specially developed polymers, renowned for their firmness and flexibility. These polymers were developed especially for use in industrial and agricultural environments. A special system of forming tapes with a constant labyrinth delivers superior performance and uniformity of drippers. The entire production is performed according to standard ISO 9261.



Type	Emitter spacing	Discharge l/h per meter		Discharge l/h per emitter	
		0.7 bar	1 bar	0.7 bar	1 bar
PoliTape 6	10 cm	6.0	7.2	0.60	0.72
	15 cm	4.0	4.8		
	20 cm	3.0	3.6		
	30 cm	2.0	2.4		
PoliTape 10	10 cm	10.0	12.0	1.00	1.20
	15 cm	6.5	8.0		
	20 cm	5.0	6.0		
	30 cm	3.5	4.0		
PoliTape 15	10 cm	15.0	18.0	1.50	1.80
	15 cm	10.0	12.0		
	20 cm	7.5	9.0		
	30 cm	5.0	6.0		

PoliTape® Length of the row depending on field uniformity on 0.7 bar pressure							
Dripper flow rate	Uniformity	Space between drippers				Minimal filtration	
		10 cm	15 cm	20 cm	30 cm	microns	mesh
0.6 l/h	90%	140	180	210	268	100	150
	85%	170	220	260	334	100	150
1.0 l/h	90%	100	125	150	190	100	150
	85%	122	160	184	236	100	150
1.5 l/h	90%	35	45	50	65	100	150
	85%	75	95	115	150	150	150

# PoliTape®



The design of a constant labyrinth provides high resistance of temperature blockage and longer use of the system, and therefore more rational utilization of water.


### Group 09200

## POLITAPE DRIP TAPE - WITH LABYRINTH

Operating pressure: 0.7 - 1.0 bar

6 mil / 150 µm				3000 m/Reel				1000 m/Reel			
Code	Spacing	l/h/m	Stock	Code	Spacing	l/h/m	Stock	Code	Spacing	l/h/m	Stock
<b>Ø16 - 0.6 l/h</b>				<b>Ø16 - 0.6 l/h</b>				<b>Ø16 - 0.6 l/h</b>			
09200010	10 cm	6.0	✓	09200018	10 cm	6.0	✗	09200018	10 cm	6.0	✗
09200040	15 cm	4.0	✗	09200048	15 cm	4.0	✗	09200048	15 cm	4.0	✗
09200020	20 cm	3.0	✓	09200028	20 cm	3.0	✗	09200028	20 cm	3.0	✗
09200030	30 cm	2.0	✓	09200038	30 cm	2.0	✗	09200038	30 cm	2.0	✗
<b>Ø16 - 1.0 l/h</b>				<b>Ø16 - 1.0 l/h</b>				<b>Ø16 - 1.0 l/h</b>			
09200110	10 cm	10.0	✓	09200118	10 cm	10.0	✗	09200118	10 cm	10.0	✗
09200140	15 cm	6.5	✗	09200148	15 cm	6.5	✗	09200148	15 cm	6.5	✗
09200120	20 cm	5.0	✓	09200128	20 cm	5.0	✗	09200128	20 cm	5.0	✗
09200130	30 cm	3.5	✓	09200138	30 cm	3.5	✗	09200138	30 cm	3.5	✗
<b>Ø16 - 1.5 l/h</b>				<b>Ø16 - 1.5 l/h</b>				<b>Ø16 - 1.5 l/h</b>			
09200310	10 cm	15.0	✓								
09200340	15 cm	10.0	✗								
09200320	20 cm	7.5	✓								
09200330	30 cm	5.0	✓								





#### FILTRATION

Double-filtration of water through 110 properly positioned points.



#### LABYRINTH

Constant labyrinth of flow control



#### WATER OUTPUT

Micro-precise slit

### FEATURES AND BENEFITS

- Precisely shaped emitters for high uniformity of flow
- Double water filtration through the 110 properly positioned points
- Micro precise slits eliminates blockages on the startup and prevents root intrusion
- The turbulent flow-path design provides a high degree of resistance to clogging
- Available in a wide range of wall thicknesses, outlet spacings, and flow rates
- Seamless construction for greater reliability
- Visible blue ribbons for better recognition and indicators emitters
- High resistance to tensile and cracking
- Strong material resistance to abrasion reduces land damages
- Thanks to the versatility and reliability it is easy to install and reduces your work time
- The production of the system and its quality is following ISO 9261

### Group 09210

## POLITAPE DRIP TAPE - WITH LABYRINTH

Operating pressure: 0.7- 1.0 bar

8 mil / 200 µm				2500 m/Reel				1000 m/Reel			
Code	Spacing	l/h/m	Stock	Code	Spacing	l/h/m	Stock	Code	Spacing	l/h/m	Stock
<b>Ø16 - 0.6 l/h</b>				<b>Ø16 - 0.6 l/h</b>				<b>Ø16 - 0.6 l/h</b>			
09210010	10 cm	6.0	✗	09210018	10 cm	6.0	✗	09210018	10 cm	6.0	✗
09210040	15 cm	4.0	✗	09210048	15 cm	4.0	✗	09210048	15 cm	4.0	✗
09210020	20 cm	3.0	✗	09210028	20 cm	3.0	✗	09210028	20 cm	3.0	✗
09210030	30 cm	2.0	✗	09210038	30 cm	2.0	✗	09210038	30 cm	2.0	✗
<b>Ø16 - 1.0 l/h</b>				<b>Ø16 - 1.0 l/h</b>				<b>Ø16 - 1.0 l/h</b>			
09210110	10 cm	10.0	✗	09210118	10 cm	10.0	✗	09210118	10 cm	10.0	✗
09210140	15 cm	6.5	✗	09210148	15 cm	6.5	✗	09210148	15 cm	6.5	✗
09210120	20 cm	5.0	✗	09210128	20 cm	5.0	✗	09210128	20 cm	5.0	✗
09210130	30 cm	3.5	✗	09210138	30 cm	3.5	✗	09210138	30 cm	3.5	✗
<b>Ø16 - 1.5 l/h</b>				<b>Ø16 - 1.5 l/h</b>				<b>Ø16 - 1.5 l/h</b>			
09210310	10 cm	15.0	✗								
09210340	15 cm	10.0	✗								
09210320	20 cm	7.5	✗								
09210330	30 cm	5.0	✗								

10 mil / 250 µm				2000 m/Reel			
Code	Spacing	l/h/m	Stock	Code	Spacing	l/h/m	Stock
<b>Ø16 - 0.6 l/h</b>				<b>Ø16 - 0.6 l/h</b>			
09215020	20 cm	3.0	✗				
<b>Ø16 - 1.0 l/h</b>				<b>Ø16 - 1.0 l/h</b>			
09215120	20 cm	5.0	✗				

12 mil / 300 µm				1500 m/Reel			
Code	Spacing	l/h/m	Stock	Code	Spacing	l/h/m	Stock
<b>Ø16 - 0.6 l/h</b>				<b>Ø16 - 0.6 l/h</b>			
09218020	20 cm	3.0	✗				
09218030	30 cm	2.0	✗				
<b>Ø16 - 1.0 l/h</b>				<b>Ø16 - 1.0 l/h</b>			
09218110	10 cm	10.0	✗				
09218130	30 cm	3.5	✗				

### Fittings and valves for driptapes

- Safe and fast way of connecting drip irrigation setup
- Easy assemble and reassemble, no tool or additional clamp required
- Assure additional protection even on uneven ground
- Specifically used for low-pressure connection
- Tape fittings with the ring can not be used for drip tape with labyrinth (PoliTape).

#### Tape Fittings



Find out more on page **53**

#### Cylinder MINI Valves



Find out more on page **61**

#### Cylinder Valves



Find out more on page **64**

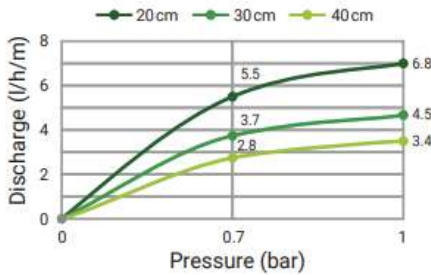


Tape material: Polyethylene (PE)  
 Package: 100/500/1000/2500/3000 m  
 Distance between drippers: 10 cm/15 cm/20 cm/30 cm  
 Emitter discharge: 1.1 - 1.6 - 2.3 l/h/m  
 Emitter type: Silicon labyrinth  
 Color: Black with White stripe  
 Wall thickness: 6 - 8 - 10 - 12 mil  
 Diameter: 16 mm

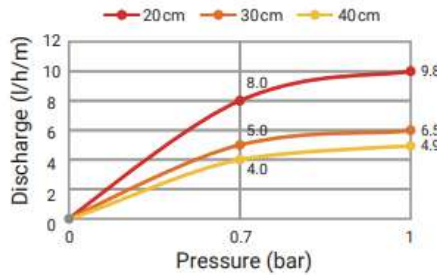
## PoliFlat

**PoliFlat®** is the drip tape model with flat emitters. Emitters with double positioned filtration provide the highest clogging protection. The largest area of filtration on the market is set over the entire length of the emitter. Extrusion technology utilizes high-quality specially developed polymers, renowned for their firmness and flexibility. These polymers were developed especially for use in industrial and agricultural environments. The entire production is performed according to standard EN ISO 9261.

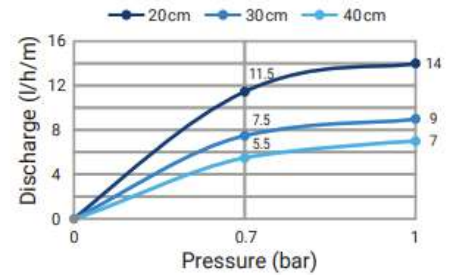
**PoliFlat® 11**



**PoliFlat® 16**



**PoliFlat® 23**



Type	Emitter spacing	Discharge l/h per meter		Discharge l/h per emitter		PoliFlat® Length of the row depending on field uniformity on 0.7 bar pressure										
		0.7 bar	1 bar	0.7 bar	1 bar	Dripper flow rate	Uniformity	Space between drippers			Minimal filtration					
		20 cm	30 cm	40 cm	20 cm			30 cm	40 cm	microns	mesh					
PoliTape Flat 11	20 cm	5.5	6.8	1.10	1.35	1.1 l/h	90%	138	180	216	100	150				
	30 cm	3.7	4.5					170	222	267						
	40 cm	2.8	3.4					110	140	170						
PoliTape Flat 16	20 cm	8.0	9.8	1.60	1.95			1.6 l/h	85%	135			175	210	100	150
	30 cm	5.0	6.5							86			112	135		
	40 cm	4.0	4.9							107			139	167		
PoliTape Flat 23	20 cm	11.5	14.0	2.30	2.80	2.3 l/h	90%			107	139	167	100	150		
	30 cm	7.5	9.0													
	40 cm	5.5	7.0													



Emitters positioned with double filtration providing maximum protection against clogging. A low coefficient of variation provides high uniformity in the use.

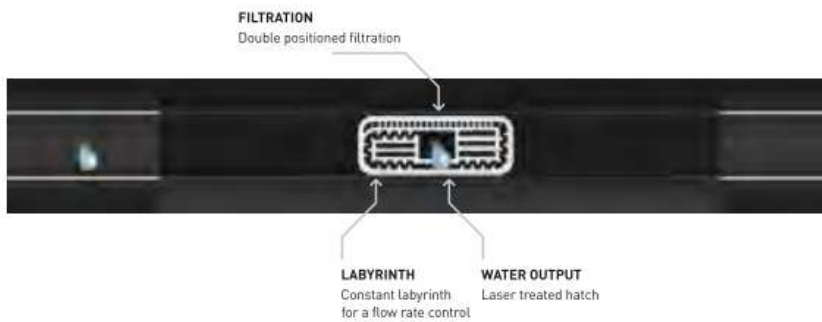
### Group 09190

## POLIFLAT DRIP TAPE - WITH FLAT EMITTERS

Operating pressure: 0.7 - 1.0 bar

6 mil / 150 µm				3000 m/Reel				1000 m/Reel			
Code	Spacing	l/h/m	Stock	Code	Spacing	l/h/m	Stock	Code	Spacing	l/h/m	Stock
<b>Ø16 - 1.1 l/h</b>				<b>Ø16 - 2.3 l/h</b>							
09190420	20 cm	5.5	✗	09190028	20 cm	11.5	✗				
09190430	30 cm	3.7	✗	09190038	30 cm	7.5	✗				
09190440	40 cm	2.8	✗	09190048	40 cm	5.75	✗				
<b>Ø16 - 1.6 l/h</b>											
09190220	20 cm	8.0	✗								
09190230	30 cm	5.0	✗								
09190240	40 cm	2.75	✗								
<b>Ø16 - 2.3 l/h</b>											
09190020	20 cm	11.5	✗								
09190030	30 cm	7.5	✗								
09190040	40 cm	5.75	✗								





## FEATURES AND BENEFITS

- Construction without overlap for greater resistance to the pressures of type
- Design and production technologies guarantee a high level of the filter part and a high level of protection against clogging
- Precisely drilled holes using laser technology
- Extremely low coefficient of variation (CV) provides high uniformity in the use of
- High resistance to cracking and stretching
- Visible white lines for better positioning of the setting of a tape
- It is available in different wall thickness, emitter spacing, and flow
- Solid material, resistant to abrasion, reducing land degradation
- Easy installation thanks to the versatility and reliability
- Production and quality control are following the international standard EN ISO 9261

Group 09190

## POLIFLAT DRIP TAPE - WITH FLAT EMITTERS

Operating pressure: 0.7 - 1.0 bar

8 mil / 200 µm				2500 m/Reel				1000 m/Reel			
Code	Spacing	l/h/m	Stock	Code	Spacing	l/h/m	Stock	Code	Spacing	l/h/m	Stock
<b>Ø16 - 1.1 l/h</b>				<b>Ø16 - 2.3 l/h</b>							
09190460	20 cm	5.5	✗	09190068	20 cm	11.5	✗				
09190470	30 cm	3.7	✗	09190078	30 cm	7.5	✗				
09190480	40 cm	2.75	✗	09190088	40 cm	5.75	✗				
<b>Ø16 - 1.6 l/h</b>											
09190260	20 cm	8.0	✗								
09190270	30 cm	5.0	✗								
09190280	40 cm	4.0	✗								
<b>Ø16 - 2.3 l/h</b>											
09190060	20 cm	11.5	✗								
09190070	30 cm	7.5	✗								
09190080	40 cm	5.75	✗								

10 mil / 250 µm		2000 m/Reel	
Code	Type	Stock	
-	PoliFlat Ø16 10 mil	✗	

12 mil / 300 µm		1500 m/Reel	
Code	Type	Stock	
-	PoliFlat Ø16 12 mil	✗	

## Fittings and valves for drip tapes

- Safe and fast way of connecting drip irrigation setup
- Easy assemble and reassemble, no tool or additional clamp required
- Assure additional protection even on uneven ground
- Specifically used for low-pressure connection

### Tape Fittings



Find out more on page **53**

### Tape Fittings with ring



Find out more on page **55**

### Cylinder MINI Valves



Find out more on page **61**

### Cylinder Valves



Find out more on page **64**



On-line drippers used to be mounted on LDPE or Agriculture PE pipes from 16 mm and higher diameter. On-line drippers provide easy installation and are easily mounted by punching a 3 mm hole on the pipe. The minimum filtration capacity of the filter used in the system shall be 130 microns. Drippers are used with 7.0 x 4.0 mm microtube together with microtube fittings, except Medousa drippers, which are used with 5.0 x 3.0 mm microtube.

#### FIELD OF USE

- Orchards
- Vineyards
- Greenhouses with irregular plant spacing

#### Features

- Ideal for trees and bushes.
- Easy cleaning
- High reliability, precision, and efficiency, minimizing clogging problems

#### Group 09320

##### ON-LINE DRIPPER



Code	Name	Bag	Box	Stock
09320030	Nestos 2 l/h	100	5000	✓
09320040	Nestos 4 l/h	100	5000	✓
09320050	Nestos 8 l/h	100	5000	✓

#### Group 09320

##### ADJUSTABLE ON-LINE DRIPPER



Code	Name	Bag	Box	Stock
09320020	70 l/h	100	5000	✓

#### Group 09330

##### ON-LINE PC DRIPPER



Code	Name	Bag	Box	Stock
09330010	Alfa mir 4 l/h	500	5000	✓
09330020	Alfa mir 8 l/h	500	5000	✓
09330040	Axios 2 l/h	100	4500	✓
09330060	Axios 4 l/h	100	4500	✓
09330100	Axios 8 l/h	100	4500	✓
09330070	Medousa 6x1 l/h	100	2500	✓
09330080	Medousa 6x2 l/h	100	2500	✓

#### Group 09330

##### SUPERTIF ON-LINE PC DRIPPER



Code	Name	Bag	Box	Stock
09330110	4 l/h	100	4000	✓

#### Group 09330 / 09390

##### GALI ON-LINE PCND DRIPPER



Code	Name	Bag	Box	Stock
09330120	2 l/h	100	8000	✓
09330130	4 l/h	100	8000	✓
09390050	1 - outlet adapter	1000	14 000	✓
09390060	2 - outlet adapter	1000	14 000	✓
09390070	4 - outlet adapter	1000	14 000	✓

#### Group 09330 / 09390

##### SUPERTIF ON-LINE PCND DRIPPER



Code	Name	Bag	Box	Stock
09330050	4 l/h	100	4000	✓
09330090	8 l/h	100	4000	✓
09390040	* 4-outlet adapter	5000	15 000	✓

\* This adapter also fits to Nestos, Axios and Alfa mir drippers

#### Group 09390

##### SUPPORT SPIKES



Code	Name	Bag	Box	Stock
09390010	For microtube	100	4000	✓
09390020	Flow Equalizing	1000	1000	✓
09390030	For microtube 5 mm/red	100	4000	✓





## Sprinkler irrigation

Sprinkler irrigation is a method of applying irrigation water that is similar to natural rainfall. Water is distributed through a system of pipes usually by pumping. It is then sprayed into the air through sprinklers so that it breaks up into small water drops which fall to the ground.

### Features

- Land leveling is not required
- No loss of cultivable area due to channel construction
- Suitable for almost all soil types
- Water-saving irrigation intensity can change by the infiltration capacity of the soil and crop water requirements
- High efficiency due to uniform water distribution  
Water management can adapt to growth stages and conditions
- Possibility of irrigating for other purposes: sprouting, frost protection, or cooling during hot periods
- Lower labor requirements as compared to traditional surface irrigation approach

### Advantages

- Elimination of the channels for conveyance, therefore no conveyance loss
- Suitable to all types of soil except heavy clay
- Suitable for irrigating crops where the plant population per unit area is very high.
- Water saving
- Closer control of water application convenient for giving light and frequent irrigation and higher water application efficiency
- Increase in yield
- Mobility of system
- May also be used for undulating area
- Influences greater conducive micro-climate
- Areas located at a higher elevation than the source can be irrigated
- Possibility of using soluble fertilizers and chemicals
- Less problem of clogging of sprinkler nozzles due to sediment-laden water



## Impulse sprinklers

Impulse Sprinkler is a type of irrigation in which the sprinkler head is driven in a circular motion by the force of the outgoing water. The impulse sprinkler's long spray radius and uniform water distribution re-create the effect of natural rainfall.

### Group 10040

#### IMPULSE SPRINKLER



Code	Size	Radius	l/min	Bag	Box	Stock
10040010	M1A 1/2" 2.7	8.0-9.8	4.7-7.2	5	300	✓
10040020	M1A 1/2" 3.0	8.5-9.5	7.0-10.0	5	250	✓
10040030	M1A 1/2" 4.0	9.0-10.0	10.5-15.5	5	250	✓
10040040	M1A 1/2" 5.0	9.5-10.0	15.5-22.0	5	250	✓
10040050	M2A 1/2" 2.3	8.0-9.0	4.7-7.2	5	350	✓
10040060	M2A 1/2" 3.0	8.5-9.5	7.0-10.0	5	350	✓
10040070	M2A 1/2" 4.0	9.0-10.0	10.5-15.5	5	350	✓
10040110	MPA 1/2" 2.7	8.0-9.0	4.7-7.2	5	250	✓
10040120	MPA 1/2" 3.0	8.5-9.5	7.0-10.0	5	250	✓
10040130	MPA 1/2" 4.0	9.0-10.0	10.5-15.5	5	250	✓
10040140	MPA 1/2" 5.0	9.5-10.0	15.5-22.0	5	250	✓
10040150	1" 4.5x2.5	12-14.5	21.7-34.0	-	50	✓
10040160	1" 5.5x4.0	12.5-16	31.0-56.7	-	50	✓
10040170	1" 6.5x4.0	13.5-16.5	40.0-74.0	-	50	✓
10040180	1" 8.0x4.0	14-18.5	54.0-100	-	50	✓

### Group 10050

#### IMPULSE SPRINKLER NOZZLE



Code	Size	Radius	l/min	Bag	Box	Stock
10050010	1/2" ●	18.0-9.0	4.7-7.2	50	4500	✓
10050020	1/2" ●	9.0-10.0	10.5-15.5	50	4500	✓
10050030	1/2" ●	9.5-10.0	15.5-22.0	50	4500	✓
10050040	1/2" ●	8.5-9.5	37.0-10.0	50	4500	✓
10050050	1" ●	12-14.5	21.7-34.0	50	1700	✓
10050060	1" ●	13.5-16.5	40.0-74.0	50	1700	✓
10050070	1" ●	14-18.5	54.0-100	50	1700	✓
10050080	1" ●	12.5-16	31.0-56.7	50	1700	✓





## Micro irrigation accessories

Different parts are necessary for the installation of microirrigation systems: Microirrigation adaptors and spikes, Sprinkler risers and spikes, Complete microsprinklers, Anti-drip device, etc.

### Group 10510

#### MICROTUBE END PLUG



Code	Size	Bag	Box	Stock
10510160	7x4	25	5000 P2	✓

### Group 10510

#### MICROTUBE ADAPTOR FEMALE



Code	Size	Bag	Box	Stock
10510150	7x4	25	5000 P2	✓

### Group 10510

#### MICROTUBE ADAPTOR MALE



Code	Size	Bag	Box	Stock
10510140	7x4	25	20 000 P2	✓

### Group 10510

#### MICROIRRIGATION ADAPTOR



Code	Description	Bag	Box	Stock
10510010	Adaptor F 6	100	20 000	✓
10510060	Adaptor F 7	100	5000 P1	✓
10510030	Adaptor F 8	100	10 000	✓
10510040	Adaptor M 6	100	25 000	✓
10510020	Connector 6x12 PE	100	10 000	✓
10510050	Adaptor M 7	100	5000 P1	✓
10510090	Joint 8 mm	100	5000	✓
10510100	End plug 6	100	45 000	✓
10510110	End plug 8	100	30 000	✓
10510130	End plug F 7	100	5000 P1	✓

### Group 10520

#### MICROIRRIGATION SPIKE



Code	Description	Bag	Box	Stock
10520010	8 mm 40 cm black	100	500	✓
10520020	8 mm 50 cm black	-	200	✓
10520030	30 cm	-	400 P3	✓

### Group 10530

#### SPRINKLER SPIKES



Code	Size	Bag	Box	Stock
10530010	1/2x20	10	250	✓
10530020	1/2x3/4"	10	350	✓

### Group 10540

#### SPRINKLER RISER



Code	Size	Bag	Box	Stock
10540050	1/2" 80 cm	1	30	✓
10540060	1" 40 cm	-	10	✓
10540070	1" 60 cm	-	10	✓
10540080	1" 80 cm	-	10	✓
10540090	1" 100 cm	-	10	✓
10540100	1" 120 cm	-	10	✓
10540110	1" 140 cm	-	10	✓
10540120	1" 200 cm	-	10	✓
10540130	3/4x1/2" 30 cm	-	180	✓
10540140	3/4" 30 cm	-	150	✓
10540160	1" 50 cm	-	100	✓
10540170	1/2" M/F	-	350	✓

### Group 10180

#### COMPLETE MICROSPRINKLER



Code	Name	Bag	Box	Stock
10180010	90°	10	150	✓
10180020	180°	10	150	✓
10180500	Riser	10	300	✓
10180510	Spike	100	1800	✓



## Microsprinklers

Microsprinkler irrigation saves water because of the high application efficiency and high-water distribution uniformity with small waste. Microsprinklers and microsprayers provide low precipitation rates, allowing longer watering time. Field of applications: nursery, greenhouses, orchards, and vegetables.

### Group 10140

#### DELTA SPRINKLER



Code	Color	Radius	l/h	Bag	Box	Stock
10140010	●	5	160	100	2000	✓
10140020	○	5.75	250	100	2000	✓
10140030	●	5.5	300	100	2000	✓
10140040	●	4.5	120	100	2000	✓
10140050	●	4.75	140	100	2000	✓
10140060	●	5	200	100	2000	✓

### Group 10160

#### FOGGER



Code	Size	Radius	l/h	Bag	Box	Stock
10160010	6	-	7	-	100	✓
10160020	4x6	-	4x7	-	100	✓

### Group 10150

#### SUPER SPRINKLER



Code	Color	Radius	l/h	Bag	Box	Stock
10150010	○	4.75	300	100	4000	✓
10150020	●	3.5	70	100	4000	✓
10150030	●	2.5	40	100	4000	✓
10150040	●	4.75	300	100	4000	✓
10150050	●	4	120	100	4000	✓
10150060	●	4.5	200	100	4000	✓
10150070	●	4	105	100	4000	✓
10150080	●	3.75	90	100	4000	✓

### Group 10170

#### BUBBLERS



Code	Name	Bag	Box	Stock
10170010	0 - 60 l/h adjustable	25	1000	✓
10170100	PC 40 l/h	25	1000	✓



# Garden

Garden irrigation is a watering system that is used in residential and commercial landscaping. The primary function of a garden and landscape irrigation system is to ensure that water is spread regularly and evenly throughout any given landscape.





## Valve boxes

The Valve box is specifically designed to create a safe and secure environment for the valves, fittings, wires, and manifolds, in other words, the components of an irrigation system. It protects against vandalism, the elements, and damage due to mowers, string trimmers.

### Features

- Easy access to buried irrigation control valves
- Protects essential components of your irrigation system
- Durable Construction
- Lightweight and easy handling
- Fast, trouble-free, and cost-saving installations

### Specifications and Technical data

Type	<ul style="list-style-type: none"> <li>• Rectangular valve box</li> <li>• Circular valve box</li> <li>• Valve box with 3/4" valve</li> <li>• Valve box cover</li> <li>• Valve box rack</li> </ul>
Field of use	<ul style="list-style-type: none"> <li>• Residential</li> <li>• Agriculture</li> <li>• Sports irrigation systems</li> </ul>
Materials	Body - Black UV stabilized polypropylen Cover - Green UV stabilized polypropylen Screw - Galvanized steel
Color	• Black body, Green lid
Size	(Mini) 6", (Standard) 12", (Large) 10", Jumbo, Super Jumbo
Standard	EN 124



Anti-vandalism  
screw option



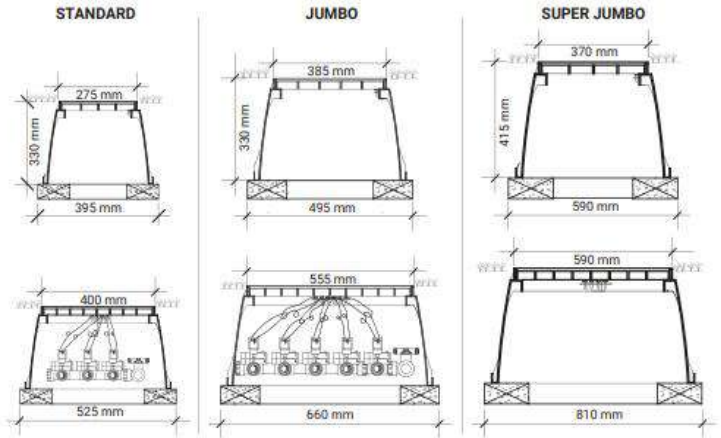
Material: 100% Polypropylene  
 Classification: UNI EN 124 A class A 15 (Peak load > 15 Kn)



Group 15010

**POLIEXT RECTANGULAR**

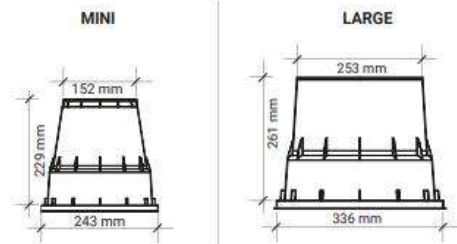
Code	Name	Size	Pallet	Box	Stock
15010210	Standard	520x400x330	144	1	✓
15010220	Jumbo	670x490x330	96	1	✓
15010230	Super Jumbo	810x590x415	44	1	✗



Group 15020

**POLIEXT CIRCULAR**

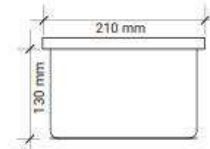
Code	Name	Size	Pallet	Box	Stock
15020210	Mini	243x229	792	1	✓
15020220	Large	336x261	396	1	✓



Group 15030

**POLIEXT WITH 3/4" VALVE**

Code	Name	Size	Pallet	Box	Stock
15030030	With valve	3/4"	288	18	✓



Group 15060

**POLIEXT RACK**



Code	Name	Size	Stock
15060010	Standard + 1" Hanger (4 pcs)	395x525	✓
15060020	Jumbo +1" Hanger (6 pcs)	495x660	✓
15060110	Hanger for rack 1" (8 pcs)	1"	✗
15060120	Hanger for rack 6/4" (8 pcs)	6/4"	✗
15060130	Hanger for rack 2" (8 pcs)	2"	✗

Group 15050

**POLIEXT BOX COVER**



Code	Name	Size	Box	Stock
15050110	Mini	152	1	✓
15050120	Large	253	1	✓
15050130	Standard	274x400	1	✓
15050140	Jumbo	385x555	1	✓



Anti-vandal locking system

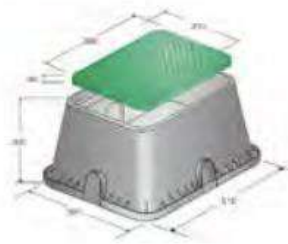


Group 15010

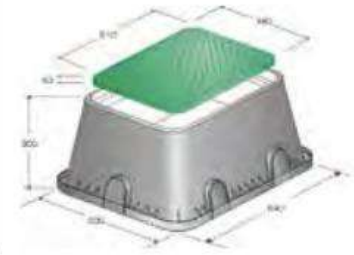
**RECTANGULAR**

Code	Name	Size	Pallet	Stock
15010010	Standard 12"	260x385x300	168	✓
15010020	Jumbo	350x500x300	112	✓

STANDARD



JUMBO

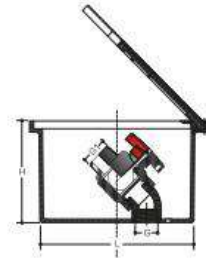


Group 15030

**WITH 3/4" VALVE**



Code	Name	Size	Box	Stock
15030010	Open cover	210x115	18	✓
15030020	Closed cover	210x115	18	✓



Group 15050

**BOX COVER**



Code	Name	Size	Box	Stock
15050010	Mini 6"	160	25	✓
15050020	Circular 10"	240	20	✓
15050030	Standard 12"	260x385	10	✓
15050040	Jumbo	350x500	6	✓

Group 15040

**RISER**



Code	Name	Size	Pallet	Stock
15040010	Standard	260x358x170	96	✓
15040020	Jumbo	350x500x170	72	✓





## Plastic Grass Grid

A modern and stable solution for covering the ground in both domestic and commercial applications. It strengthens the soil, protecting against erosion. Plastic grids provide exceptional ground reinforcement as well as water drainage in a variety of applications. It does not crack, it is permeable, and will not dry out grass or cause flooding.

### Features

- Form and size allow for independent installation
- Easy setup, without any special instrument
- Durable, eco-friendly, and easy to maintenance
- Its environment protective material is UV and heat resistant
- Unique interlocking click system
- Grass stabilization
- Lawn protection

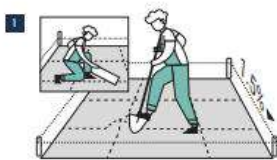
### Application

- Driveway grids & gravel parking
- Grass or gravel car parks
- Driveways and residential lawn

### Filling

- Soil
- Gravel
- Stones (size: 5-9 mm)


## Installation Guide for gravel filling



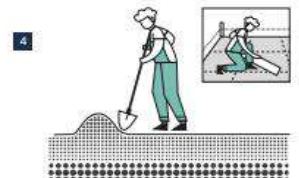
Form the shape of the area using a rope. Take out the soil to the appropriate depth and level the base keeping a 1.5% slope.



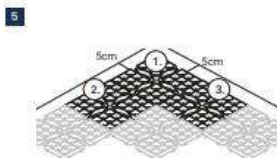
Position a geotextile to prevent the mixing of layers and support the substructure.



Apply the self-binding aggregate and compress it mechanically.



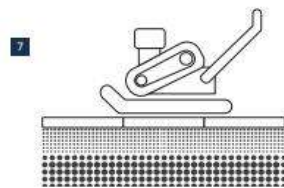
Apply a base layer and even out with a traversing rule.



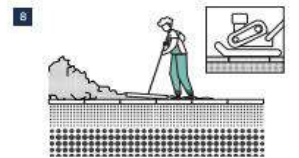
Begin in the corner and install grids in rows. Keep a minimum 5 cm gap between the edge and grid cover. The locking system indicates the installation direction.



Merge the grids with the locking system and press down strongly (use a foot or rubber mallet). If required, cut the grids with an angle grinder or a blade to fit.



Level out the grid surface using a compactor or a garden roller.



Fill the grids with the gravel and compress it mechanically.

### IMPORTANT:

The technical description is not specific! Please, contact us before installation.

### NOTE:

When filling with stones, it is recommended to place the geotextile under the turf to prevent weed growth.



# Grass Saver Raster

**Material:** 100% polyethylene that can be recycled

**Contact surface area:** 2510 cm<sup>2</sup>/m<sup>2</sup>

Grass Saver Raster is a plastic covering element that can be connected. Modern, stable floor grids for those who are looking for an alternative to concrete or asphalt for their property or public areas. This is a particularly individual form of floor fastening that is used in many different everyday applications - Parking spaces, Logistics & Storage space, Erosion control, Driveways & Paths, Home & Garden, Forest & Agriculture and Equestrian sports.

## Group 13010

### GRASS SAVER RASTER



Code	Name	Pallet	Stock
13010010	Black	282	✓
13010020	Green	282	✓

## Group 13020

### MARKER FOR GRASS SAVER RASTER

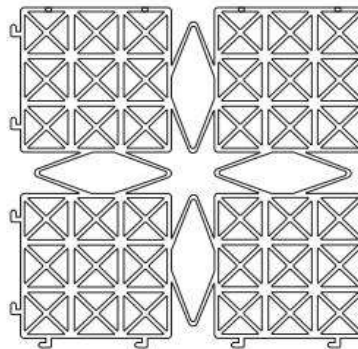


Code	Name	Box	Stock
13020010	Black or white	200 P1	✓

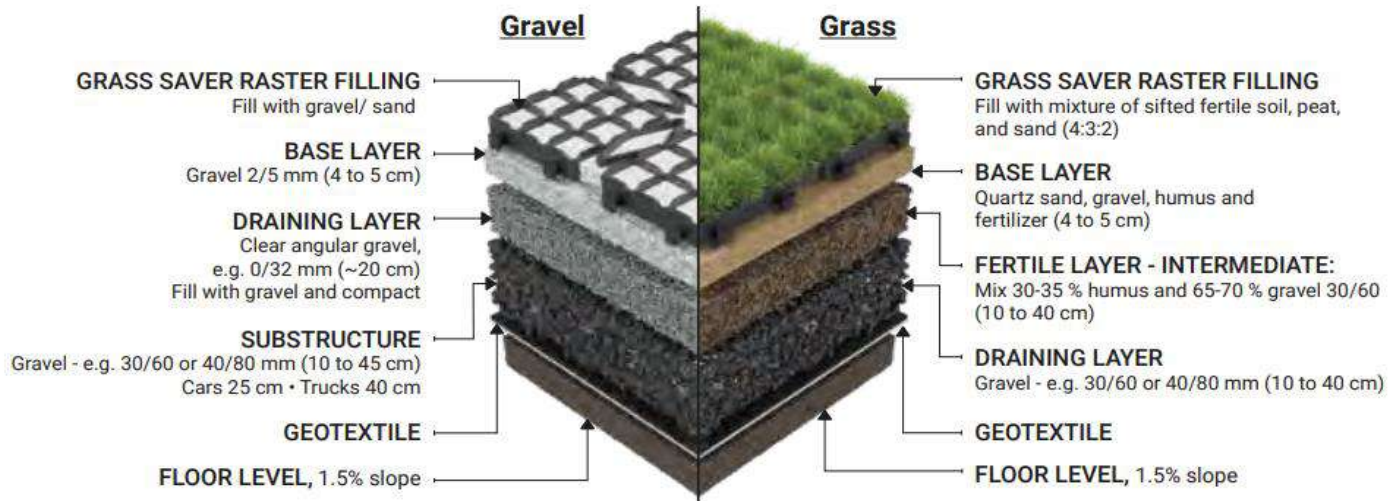
### Specifications and Technical data

<b>* Outer Size:</b>	480 x 480 x 48 mm
<b>Weight:</b>	7,5 kg/m <sup>2</sup>
<b>Material:</b>	100% Polyethylene that can be recycled
<b>Weight capacity:</b>	Filled with soil – 1500 kN/m <sup>2</sup> , 150 t/m <sup>2</sup> Not filled – 1000 kN/m <sup>2</sup> , 100 t/m

**\* Dimensional tolerance up to 2%**



## SUBSTRUCTURE LAYERS







## NEW Eco Grass Grid

**Material:** 100% polyethylene that can be recycled

**Contact surface area:** 3400 cm<sup>2</sup>/m<sup>2</sup>

The Eco Grass Grid can be filled with soil and grassed as the cell structure and open base promotes unrestricted root growth. The Eco Grass Grid can also be filled with gravel providing a high-quality decorative look. The cell structure retains the gravel and prevents loss or gravel displacements. Perfect for laying strengthened new lawns, just interlock the grids, fill with soil and sow the seeds.

Group 13010

### ECO Grass Grid T50-5

Height - 50 mm

Code	Name	★ Size (LxWxH)	Wall Thickness
13010030	Black	500x500x50	5 mm
13010050	Green	500x500x50	5 mm

### ECO Grass Grid T50-4

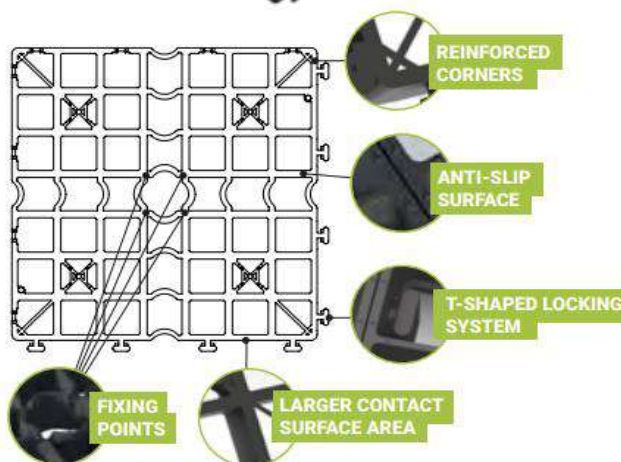
Height - 50 mm

Code	Name	★ Size (LxWxH)	Wall Thickness
13010040	Black	500x500x50	4 mm
13010060	Green	500x500x50	4 mm

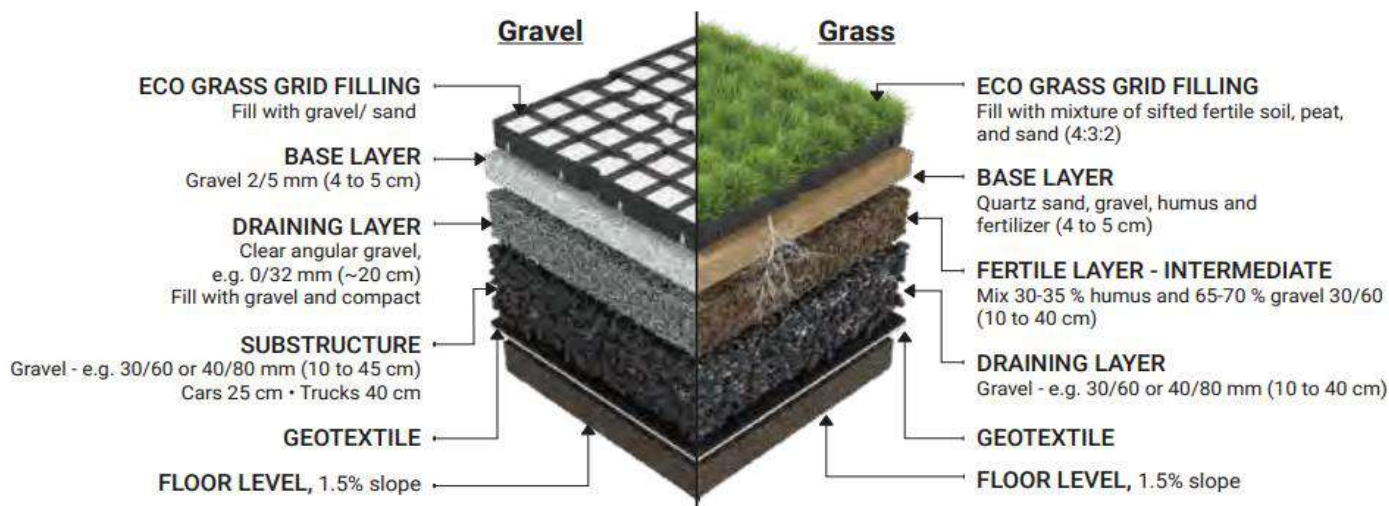
★ Dimensional tolerance up to 2%

#### Features

- Made from 100% recycled materials
- UV stable / resistant
- Easy to install
- Pre-assembled EcoRasters can be taken directly off pallets, in layers, and easily be laid on the ground
- Fixing points for connecting to the ground
- T-shaped locking system provides firm and secure connection



### SUBSTRUCTURE LAYERS







## Living Green wall

Prefabricated panels with pots for forming amazing green walls. By simply setting the sets from our offer, with a little creativity, you can easily have a unique look on your walls. We offer a larger and smaller set of amazing LIVING GREEN WALLS.

- Minimal effort of placing and removing pots
- Simple maintenance - irrigation from the top is completely satisfying
- Beautiful visual experience

Group 23010 **NEW**

### GREEN WALL - SOIL PLANTING



Code	Name	Pallet	Stock
23010010	5" set (5 pots)	160	✓
23010030	8" set (3 pots)	105	✓

Each set contains pots, pipes, divider & non-woven wrap and frame with a bag of mounting accessories.

Pallet dimensions: 80x120x240

#### Specifications and Technical data

Material	Polypropilene (PP)
Color	Black
UV stable	✓
Heat resistance	✓
Chemicals resistance	✓

#### 5 pot set (small) - Soil Planting



Panel WxH:	16x80 cm
Pot LxWxH:	20x15x11 cm
Pot reservoir:	150 cm <sup>3</sup>
Pot volume:	1000 cm <sup>3</sup>
Set weigh (with plants):	11-13 kg

8 sets ~ 1 m<sup>2</sup>

#### 3 pot set (large) - Soil Planting



Panel WxH:	26x80 cm
Pot LxWxH:	30x24x21 cm
Pot reservoir:	700 cm <sup>3</sup>
Pot volume:	8000 cm <sup>3</sup>
Set weigh (with plants):	21-25 kg

5 sets ~ 1 m<sup>2</sup>

Group 23010 **NEW**

### GREEN WALL - HYDRO CULTURE



Code	Name	Stock
23010020	5" (hydro culture) 5 pot set	✗

Each set contains pots, pipes, divider & holder and frame with a bag of mounting accessories. ONLY ON REQUEST / DO NOT KEEP ON STOCK

#### Features

- Frames click together in multiple orientations
- Adjustable frames up to 90 degrees
- Built-in reservoir overflow system in each pot
- Simple to install
- Light yet sturdy construction
- Good drainage
- Automatic irrigation system
- Economical water consumption and no waste
- Space-saving
- Interchangeable plant pots



90-180°  
Modular



## BLOCKAGE FREE DRAINAGE

### Built-in reservoir overflow system

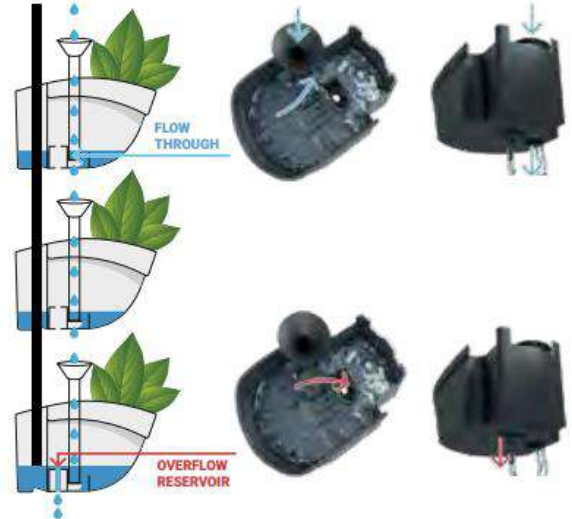
Poliext Green Walls are a revolutionary modular solution, with a built-in **Flow Through** and **Overflow reservoir** system in each pot, preventing overwatering of the plant and root rotting.

**The Flow Through system** - Water drips on the topmost row and moves down to each succeeding row to ensure all plants are appropriately watered.

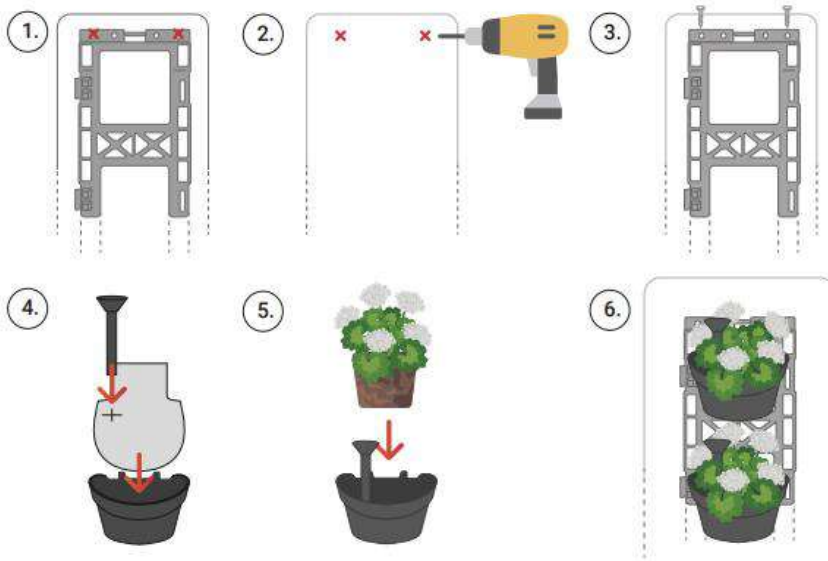
**The Overflow Reservoir system** - collects excess water. Excess water flows through the openings in the bottom of the pot.

Our recommendation is not to close the openings at the bottom of the pot because excess water drains through the openings preserving the plant healthy.

All you need to do is water the top planter, and excess water automatically makes its way down to the lower planting pots.



## Installation Guide



1. Position the panel and mark mounting holes
2. Drill holes
3. Attach the frame with screws and dowels
4. First, place the tube through the pot liner, and put them together into the pot
5. Add plants to the pots
6. Hang the pots on the frame



## Water Timing & Control

Add an irrigation timer for even more convenience. Polixt offers easy to operate and very reliable irrigation timers.

### IMPORTANT



Do not seal the holes at the bottom of the pots. Sealing holes blocks water drainage and can lead to root rot.



When adding soil to the pots, make sure it doesn't get into the irrigation pipes.

### NOTE

Please check the bearing capacity of the surface you are mounting the Living Green Wall, according to the weight of the pots when they are full. When covering larger areas with the Living Green Wall modules, a substructure is necessary.

Place a drip tray for excess water accumulation and drainage under the Living Green Wall panels, especially for indoor installations.

For the best results, please consult your horticulture specialists.





## Heliflex home garden

To make your garden flowers happy give them water with pipes and hoses from Heliflex.

Heliflex, when your house and garden are our concern!

### Group 01600

#### GARDEN HOSE 3-LAYERS



Code	Size	PN	Package	Stock
01600010	1/2"	8 bar	25	✓
01600020	1/2"	8 bar	50	✓
01600030	3/4"	8 bar	25	✓
01600040	3/4"	8 bar	50	✓



BRAIDED



LAYERS



ANTI - UV PROTECTION



DOMESTIC USE



ECO - FRIENDLY



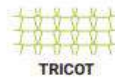
RESISTANCE

### Group 01600

#### GARDEN HOSE 5-LAYERS



Code	Size	PN	Package	Stock
01600110	1/2"	8 bar	25	✓
01600120	1/2"	8 bar	50	✓
01600130	3/4"	8 bar	25	✓
01600140	3/4"	8 bar	50	✓



TRICOT



LAYERS



ANTI - UV PROTECTION



DOMESTIC USE



ECO - FRIENDLY

### Group 20100

#### THREADED TAP CONNECTOR



Code	Size	Bag	Box	Stock
20100070	1/2" - 1"	1	40	✓

### Group 20100

#### AQUASTOP HOSE END CONNECTOR



Code	Size	Bag	Box	Stock
20100140	1/2"	1	40	✓
20100150	3/4"	1	40	✓

### Group 20100

#### HOSE REPAIR CONNECTOR



Code	Size	Bag	Box	Stock
20100120	1/2"	1	40	✓
20100130	3/4"	1	40	✓

### Group 20100

#### HOSE END CONNECTOR



Code	Size	Bag	Box	Stock
20100010	1/2"	1	40	✓
20100030	3/4"	1	40	✓



Group 20100

### Y CONNECTOR



Code	Bag	Box	Stock
20100040	-	350	✓

Group 20100

### HOSE NOZZLE



Code	Bag	Box	Stock
20100060	1	60	✓

Group 20100

### MULTI-PURPOSE SPRAY GUN



Code	Bag	Box	Stock
20100170	1	24	✓

Group 20100

### WATERING STARTER SET



Code	Size	Bag	Box	Stock
20100180	1/2"	1	45	✓
20100190	3/4"	1	45	✓

Group 20100

### HOSE WINDING



Code	Package	Stock
20100200	1	✓

Group 20100

### HOSE HANGER



Code	Package	Stock
20100210	40	✓

Group 12010

### SIMPLE WATER TIMER (LCD-1)



Code	Bag	Box	Stock
12010080	1	27	✓

Group 20100

### M / M CONNECTOR



Code	Bag	Box	Stock
20100050	-	500	✓

Group 20100

### SPRAY GUN



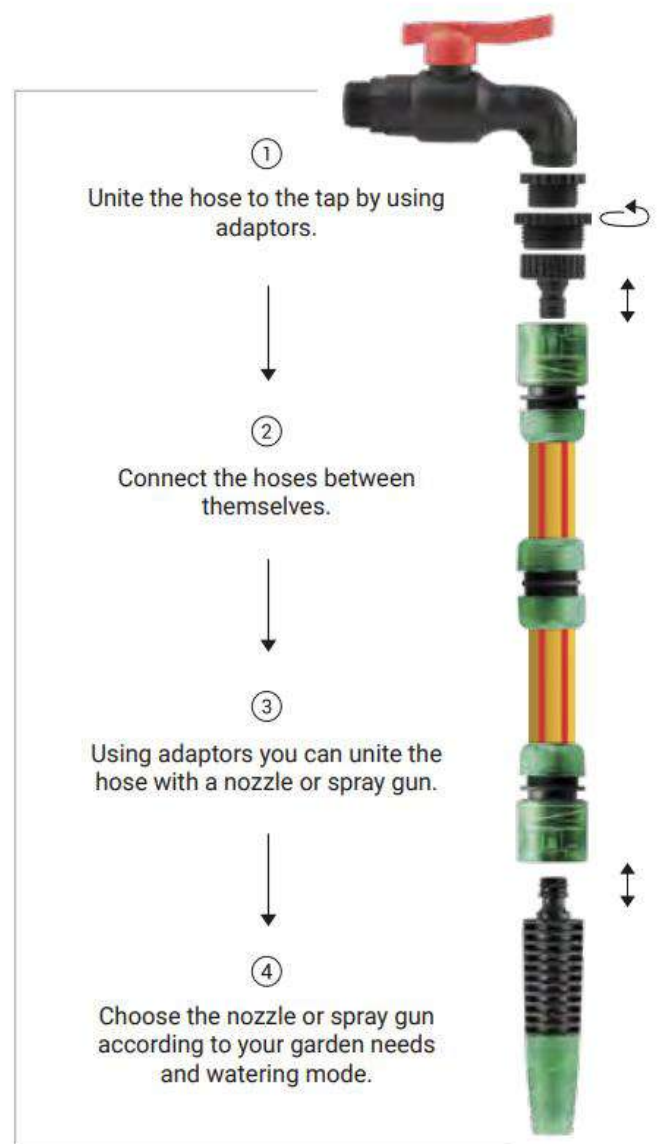
Code	Bag	Box	Stock
20100110	1	36	✓

Group 20100

### PROFESSIONAL SPRAY GUN



Code	Bag	Box	Stock
20100160	1	24	✓



# Equipment, Tools & Accessories

---

Without proper tools and equipment irrigation system would not function properly. Poliext offers a range of specialized irrigation tools, equipment, and accessories to help you do the job right.

Our products will support you to install, maintain and repair irrigation system a whole lot easier.







## Equipment

Different equipment available depending on the kind of system and the type of installation. Often, installations have a similar structure, so most additional irrigation requirements can be solved with a relatively small range of equipment - ground hooks, supporting hooks, support zip - tie, silicon wire connection, PVC tying string, marking table, rubber sealing rings, etc.

Group 20020

### WATER STOP SUPPORTING HOOK



Code	Size	Bag	Box	Stock
20020015	16	50	5500 P2	✓
20020025	20	50	3000 P2	✓
20020035	25	50	2000 P2	✓
20020045	32	50	1000 P2	✓

Group 20020

### SUPPORTING HOOK



Code	Size	Bag	Box	Stock
20020010	16	100	4500 P3	✓
20020020	20	100	4000 P3	✓
20020030	25	100	2400 P3	✓
20020040	32	100	1200 P3	✓

Group 20010

### GROUND HOOK



Code	Size	Bag	Box	Stock
20010010	16 - 20 mm Black	100	800 P2	✓
20010030	16 - 20 mm Brown	100	800 P2	✓

Group 09390

### SUPPORT ZIP-TIE



Code	Size	Bag	Box	Stock
09390100	5 - 20 mm	500	4000 P2	✓

Group 20060

### MARKING TABLE



Code	Size	Bag	Box	Stock
20060010	83x53 mm	25	300 P1	✓

Group 20050

### PVC TYING STRING



Code	Size	Bag	Box	Stock
20050020	1 kg (kb. 200 m)	-	15	✓

Group 20030

### SILICON WIRE CONNECTOR 3M



Code	Size	Bag	Box	Stock
20030010	3 x 1.5	30	300	✓

Group 17020

### GREENHOUSE CLIP



Code	Size	Bag	Box	Stock
17020010	Metal 1/2"	-	2890 P3	✓
17020020	Metal 3/4"	-	1670 P3	✓
17020030	Metal 1"	-	1470 P3	✓
17020040	Metal 5/4"	-	940 P3	✓
17020050	Metal 6/4"	-	670 P3	✓
17020060	Metal 2"	-	330 P3	✓
17020070	Plastic 15 cm 1/2" (super)	-	400	✓
17020080	Plastic 15 cm 3/4" (super)	-	1600	✓
17020090	Plastic 15 cm 1" (super)	-	200	✓



## Tools and Accessories

The necessary parts and accessories to enhance irrigation system installation for home irrigation systems or commercial settings are also available. Range of convenient tools and auxiliary items for irrigation systems that save time and make jobs easier.

### Group 14040

#### CHAMFERING TOOL



Code	Size	Bag	Box	Stock
14040020	20 - 63 mm	-	55 P1	✓
14040030	75 - 110 mm	-	1	✓
14040110	Spare blade	-	10	✓

### Group 14030

#### PIPE SCISSOR



Code	Size	Box	Stock
14030010	up to 40 mm	-	✓

### Group 14060

#### SEALING MATERIAL



Code	Name	Bag	Box	Stock
14060010	Liquid teflon	-	100	✓
14060020	Teflon tape 0.075 mm x 12 m	10	250	✓
14060030	Teflon tape Gas 0.1 mm x 10 m	10	200	✓

### Group 20210

#### PE PIPE SPACER 110



Code	Size	Bag	Box	Stock
20210020	110/8	12x4 psc	40 P4	✓

### Group 14050

#### WRENCH



Code	Size	Bag	Box	Stock
14050010	32 - 63 mm	-	-	✓
14050020	75 - 125 mm	-	-	✓

### Group 14070

#### MANOMETER



Code	Size	Bag	Box	Stock
14070010	1/4"	-	100	✓
14070020	1/4" Glycerine	-	100	✓
14070030	Bas snap	100	5500	✓
14070040	Needle	100	5000	✓

### Group 20220

#### DUCT COUPLING 110



Code	Size	Bag	Box	Stock
20220040	110x110	12	1	✓





## Al-Magor Professional Tools

The range of products provides solutions for every hole and pipe size, holes from 2 mm to 33 mm and for pipes of all sizes. The tools are suitable for all types of irrigation pipes, PE, PVC, and LAYFLAT. Alongside the standard product line, Al-Magor has developed over the years dedicated tools compatible for various accessories of its customers.

### Group 14020

#### MINI PUNCHERS MP



Code	Name	Stock
14020150	Mini punch MP 2.0 mm	✓
14020160	Mini punch MP 2.5 mm	✓
14020170	Mini punch MP 3.0 mm	✗

Small tool with high quality punching tip. Special geometry of the tip ensures discharge of plastic waste through the punch.

### Group 14020

#### PUNCH & INSERTERS FOR DRIPPERS R3



Code	Name	Stock
14020210	Punch inserter R3 2.0 mm (SUPERTIF)	✓
14020220	Punch inserter R3 2.0 mm (SUPERTIF 90)	✓
14020230	Punch inserter R3 2.5 mm (GALI)	✗

Small and effective ergonomic tool with high quality punch featured with on-line dripper inserter at the rear side of the tool.

### Group 14020

#### MINI PUNCHER INSERTERS MP



Code	Name	Stock
14020180	MP inserter toll on mini handle (SUPERTIF)	✓
14020190	MP inserter toll on mini handle (GALI)	✓
14020200	MP inserter toll on mini handle (PCJ)	✗

Small and effective ergonomic inserting tool for on-line drippers.

### Group 14020

#### PUNCH & INSERTERS FOR DRIPPERS R4



Code	Name	Stock
14020240	Punch for Start connector R4 7.5 mm Black	✓
14020250	Punch inserter for Start connector R4-R 7.5 mm	✓

Comfortable ergonomic tool with high quality 7.5 mm punch suitable for start connectors featured with inserter at the rear side of the tool.

### Group 14020

#### UNIVERSAL PUNCH INSERTERS UP-N



Code	Name	Stock
14020360	Universal punch inserter UP-N (SUPERTIF)	✓
14020370	Universal punch inserter UP-N (KATIF 9)	✓
14020380	Universal punch inserter UP-N (KATIF 10)	✗
14020390	Universal punch inserter UP-N (GALI)	✓
14020400	Universal punch inserter UP-N (PCJ)	✓

Tool for inserting on-line drippers in the pipes from 12 to 32 mm. Available for Supertif, katif (9 and 10), Gali and PCJ as well.

### Group 14020

#### UNIVERSAL PUNCHERS UP



Code	Name	Stock
14020320	Universal punch 16/32 UP 2.0/2.5/3.0 mm	✓
14020330	Spare blade for UP 2.0 mm	✓
14020340	Spare blade for UP 2.5 mm	✗
14020350	Spare blade for UP 3.0 mm	✓

One tool for punching pipes from 12 mm to 32 mm with one blade. The spiral penetration of the blade into the pipe facilitates the operation. Suitable also for use with thick walled pipes. Comes with replaceable 2.0, 2.5 & 3.0 mm blade. The blades can be replaced and sold separately.



## Group 14020

### QUICK CUTTERS QC



Code	Name	Stock
14020260	Quick cut 16 and 20mm QC punch 2.0 mm	✓
14020270	Quick cut 16 and 20mm QC punch 2.5 mm	✓
14020280	Quick cut 16 and 20mm QC punch 3.0 mm	✗
14020290	Spare punch for QC 2.0 mm Green	✓
14020300	Spare punch for QC 2.5 mm Blue	✓
14020310	Spare punch for QC 3.0 mm Red	✗

The popular tool for punching 2.0, 2.5, or 3.0 mm hole in 16-20 mm pipes. This tool provides the easiest means of holing pipelines for fitting all types of sprinklers, connectors, and drippers.

## Group 14020

### PUNCH & TWIST INSERTERS PTI



Code	Name	Stock
14020430	PTI for Start connector PTI 7.5 mm	✓
14020440	Spare blade for PTI 7.5 mm	✓

Tool for punching and inserting start connectors from the top of PE pipelines in one operation. Suitable for 32 – 75 mm pipes. The right tool for mass production, no need to bend over.

## Group 14020

### SIDE PUNCH & INSERTERS SPTI



Code	Name	Stock
14020450	Side punch & inserter SPTI 7.5 mm	✓
14020460	Spare blade for SPTI 7.5 mm	✓

Side push to insert tool, for punching and inserting start connectors from the side of PE pipelines in one operation. Suitable for 32 – 75 mm pipes. The right tool for mass production, no need to bend.

## Group 14020

### DRILL BIT FOR PE & PVC PIPES



Code	Name	Stock
14020510	Drill bit for PE & PVC pipe 7.5 mm	✓
14020520	Drill bit for PE & PVC pipe 12.0 mm	✓
14020530	Drill bit for PE & PVC pipe 14.0 mm	✓
14020540	Drill bit for PE & PVC pipe 16.0 mm	✓
14020550	Drill bit for PE & PVC pipe 18.0 mm	✓
14050560	Drill bit for PE & PVC pipe 19.0 mm	✓
14050570	Drill bit for PE & PVC pipe 22.0 mm	✓
14050580	Drill bit for PE & PVC pipe 24.0 mm	✓

This high-quality Drill Bit designed to be mounted on hand drilling machine, very efficient on both PE or PVC pipe. The Drill Bit makes an accurate hole and can be used before or after the saddle is mounted. Special design to assure that the Drill Bit will not protrude through the other side of the pipe.

## Group 14020

### LAYFLAT CUTTERS LFC



Code	Name	Stock
14050590	Layflat cutter LFC 16.0 mm	✓
14050600	Layflat cutter LFC 19.0 mm	✓

The ideal tool for punching holes in lay-flat irrigation hose. This special tool is used for cutting precise clean holes for connector components of 16 or 19 mm diameter.

## Group 14020

### TRIGGER TR-3 3-IN-1



Code	Name	Stock
14020410	Trigger cutting 5 - 20 mm tool TR-3-IN-1	✓

This unique tool does 3 tasks – Cutting, Punching, and Inserting. Cutting PE pipes of up to 20 mm diameter, punching hole and inserting connectors into PE pipes. Can be purchased with variety of punch tips: 2, 3, or 4 mm.

## Group 14020

### DRIPPER RELEASERS RB



Code	Name	Stock
14020420	Dripper releaser BR	✓

Tool for removing the on-line dripper from the pipe.

## Group 14020

### INSERT CONNECTOR FOR PIPE ICP



Code	Name	Stock
14020470	Insert connector for pipes ICP 16 mm	✓
14020480	Insert connector for pipes ICP 20 mm	✓

Tool for effortlessly connecting pipes with bard connector. Repair and extension of pipes with pipe diameters 16 or 20 mm.

## Group 14020

### TWIST PUNCHERS TP



Code	Name	Stock
14020490	Twist punch for holes & saddles TP 15.0 mm	✓
14020500	Twist punch for holes & saddles TP 18.0 mm	✓

Ideal tool for holing the PE pipe through the saddle connector, providing the ultimate efficient tool for large holes of various sizes. Can be ordered in two sizes: 15 mm and 18 mm. Plastic waste remains out of the hole.







## Polyduct shafts and tanks

A professional drinking water network and wastewater treatment system includes the collection, drainage, treatment and treatment of drinking water and wastewater. Our company offers solutions for all this, regardless of whether the system supplies individual households, residential communities, industrial facilities and settlements.

### Group 21010

#### UNDERGROUND TANKS



Code	Name	Stock
21010010	Lying cylindrical 2500 l	✓
21010030	Standing cylindrical 3000 l	✓
21010040	Standing cylindrical 5000 l	✗
21010050	Lying cylindrical 5000 l natur	✗
21010060	Lying cylindrical 5000 l	✓
21010070	Lying cylindrical 7500 l	✓

### Group 21020

#### WATER METER SHAFTS



Code	Name	Stock
21020010	Climbable 1200 mm	✓
21020020	Climbable 1400 mm	✓
21020110	Surface-close 1200 mm	✗

### Group 21020

#### PUMP SHAFTS



Code	Name	Stock
21020030	1000 mm	✓

### Group 21030

#### COMPOST BIN



Code	Name	Stock
21030010	Black 300 l	✓
21030020	Green 400 l	✓
21030030	Green 1000 l	✗

### Group 21040

#### WASTEWATER NETWORK SHAFTS



Code	Name	Stock
21040010	WILO 1500 mm	✗


A wide range of parts is available for the products (rubber rings, manhole cover, etc.).



# DIY (Do It Yourself) Irrigation Kits

Irrigation is a must to keep plants and lawn healthy and lush. Our Do It Yourself product range has everything to design and install a customized irrigation system that fits any unique landscape.

Our user-friendly products make it easy to create efficient and effective watering systems. From drip irrigation to sprinkler systems, we offer a variety of options that can be tailored to fit any size or shape of a garden.







## Small packaging Pipes and fittings

The Poliext DIY program includes everything for successful gardening. Our watering systems take the trouble out of watering and make the easiest way to give plants the consistent moisture they need.

We deliver the performance and effectiveness of professional drip irrigation to home gardens!

### Group 01015

#### PE DRINK-WATER PIPES PE100 - SMALL PACKAGE

##### SDR 11- PN16

Code	Type	Pack.	Pallet	Stock
<b>Ø20 x 2.0 mm</b>				
01015038	Rod	2	3000	✗
01015021	Coil	5	88	✗
01015022	Coil	10	52	✗
01015023	Coil	25	36	✗
<b>Ø25 x 2.3 mm</b>				
01015078	Rod	2	2.465	✗
01015061	Coil	5	80	✗
01015062	Coil	10	44	✗
01015063	Coil	25	28	✗

Code	Type	Pack.	Pallet	Stock
<b>Ø32 x 3.0 mm</b>				
01015118	Rod	2	1485	✗
01015101	Coil	5	56	✗
01015102	Coil	10	32	✗
01015103	Coil	25	24	✗
<b>Ø40 x 3.7 mm</b>				
01015178	Rod	2	954	✗
01015161	Coil	5	26	✗
01015162	Coil	10	16	✗
01015163	Coil	25	10	✗

Pallet dimension (LxWxH): 5, 10, 25 m - 130x110x130 cm  
2 m - 200x110x130 cm



### Group 09100

#### POLIDRIP NON-PC - SMALL PACKAGE

Ø16 mm		25 m Roll	
Code	Spacing	Pallet	Stock
<b>2 l/h</b>			
09100061	33 cm	65	✗

Ø16 mm		50 m Roll	
Code	Spacing	Pallet	Stock
<b>2.0 l/h</b>			
09110262	33 cm	32	✗



### Group 09200

#### POLITAPE DRIP TAPE - SMALL REELS

Operating pressure: 0.7 - 1.0 bar

6 mil / 150 µm		100 m/Reel	
Code	Spacing/Flow	Stock	
<b>Ø16 - 0.6 l/h/emitter</b>			
09200011	10 cm 6.0 l/h/m	✓	
09200021	20 cm 3.0 l/h/m	✓	
<b>Ø16 - 1.0 l/h/emitter</b>			
09200111	10 cm 10.0 l/h/m	✓	
09200121	20 cm 5.0 l/h/m	✓	

6 mil / 150 µm		500 m/Reel	
Code	Spacing/Flow	Stock	
<b>Ø16 - 0.6 l/h/emitter</b>			
09200015	10 cm 6.0 l/h/m	✓	
09200025	20 cm 3.0 l/h/m	✓	
<b>Ø16 - 1.0 l/h/emitter</b>			
09200115	10 cm 10.0 l/h/m	✓	
09200125	20 cm 5.0 l/h/m	✓	



#### \* Fittings

##### PP COMPRESSION FITTINGS PN10



##### LOCK TYPES



##### QUICK JOINTS



\* To obtain further information on selling products individually, please contact our sales department.





## DIY Irrigation Kits

The Polixt DIY program includes everything for successful gardening. Our watering systems take the trouble out of watering and make the easiest way to give plants the consistent moisture they need.

We deliver the performance and effectiveness of professional drip irrigation to home gardens!

Group 09300

### DIY PROFESSIONAL IRRIGATION KIT - FOR GARDEN

Code	Size	Pallet	Stock
09300011	up to 75 m <sup>2</sup>	24	✓

Pallet dimension (LxWxH): 120x80x130 cm

Irrigation set intended for setting the irrigation system in home gardens.



#### FIELD OF USE

- Orchards
- Vineyards
- Greenhouses
- Trees
- Bushes

#### Garden Drip Irrigation Kit includes

Drip-line d16, 2 l/h, 33 cm - 50 m	LDPE pipe 16x1.2 mm - 20 m	Cylinder MINI valve Barbed F 16x1/2" - x5	Barbed Male Tee 16x1/2"x16 - x4	Barbed Male Elbow 16x1/2" - x1	Barbed End plug 16 - x5	Pressure Regulator - x1	Teflon tape 0.1 mmx10 m - x1

Group 09300

### DIY PROFESSIONAL IRRIGATION KIT - FOR VEGETABLE

Code	Size	Pallet	Stock
09300110	up to 50 m <sup>2</sup>	280	✓

Irrigation set intended for setting the irrigation system especially for SHORT - TERM cultured plantation.



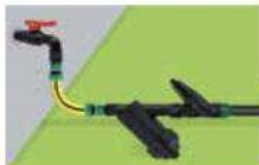
#### FIELD OF USE

- Annual and biennial plants
- Vegetable
- Berries
- Greenhouses
- Growing ornamental plants

#### Vegetable Drip Irrigation Kit includes

Politape 6 (6 mil 6 l/h 10 cm) - 100 m	Cylinder MINI valve Offtake (14 mm) 17 - x10	Tape Coupling 17x17 - x5	Tape End plug 17 - x10	Drill bit Ø14 mm - x1

### Water supply setup NOT INCLUDED in drip irrigation kits



Garden Valve PN16  
3/4" x 3/4"



Hose End  
connector 3/4"



Tap connector  
Female 1/2"-1"



Garden Hose 3/4"



Screen Filter 1"  
120 mesh



Reduction FM  
(enlarging) 1 x 3/4"

Following parts are required for connecting Irrigation kit with water supply setup

#### Garden Drip Irrigation Kit



1 PP Female Adaptor  
16 x 3/4" PN10



PP End plug 16  
PN10

#### Vegetable Drip Irrigation Kit



1 PP Female Adaptor  
16 x 3/4" PN10



LDPE pipe  
16 x 1.2mm



PP End plug 16  
PN10



Pressure regulator  
(white) 3/4"



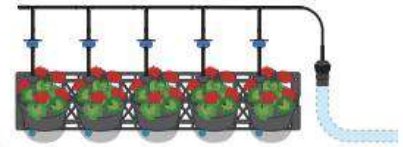
Group 23010

## DIY LIVING GREEN WALL KIT - 5 POTS NEW

Code	Size	Pallet	Stock
23010040	16x80 cm	24	✔

Pallet dimension (LxWxH): 120x80x130 cm

Living Green Wall DIY set with drip irrigation is perfect for vertical planting and small areas



### Living Green Wall DIY Set Includes

 Frame 16x80 cm - x1	 Pots 20x15x11 cm - x5	 Non-woven Pot Liners - x5	 Pipes - x5	 Dowels and screws - x4	
 Microtube 7/4 - 5 m	 Nipple 3/4"x3/4" - x1	 3/4" Female nut/Washer x 4,5 mm Barbed - x1	 Barbed T coupling 5x5x5 - x5	 On-line PC dripper Axios 8 l/h - x5	 Barbed End plug 4 - x1

Group 09300

## DIY PROFESSIONAL IRRIGATION KIT - FOR LAWN NEW

Code	Size	Pallet	Stock
09300130	up to 64 m <sup>2</sup>	20	✘

Pallet dimension (LxWxH): 120x80x130 cm

Complete lawn watering kit so homeowners can install their very own pop-up sprinkler system themselves at an affordable price.



### FIELD OF USE

- Lawns
- Turf
- Thuja and shrubs

### Pop-up Irrigation Kit Includes

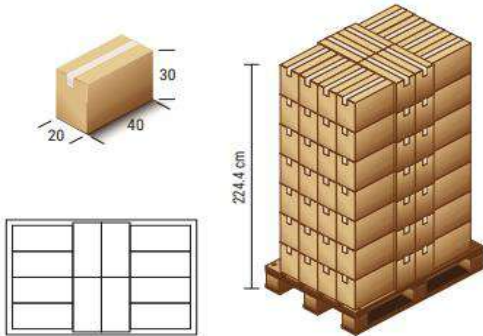
 RAIN S020 12A Spray sprinkler 4" pop-up - x6	 Irrigation LDPE pipe PN4 20x1.2 mm - 30 m	 Quick coupling valve F 3/4 - x1	 Quick coupling valve key M 3/4 - x1
 Barbed Elbow M 20x1/2" POM - x7	 Barbed Elbow 20x20 POM - x3	 Barbed Tee 20x20x20 POM - x5	 Teflon tape - x1
		 Pipe Repair - Barbed Coupling 20x20 POM - X5	

### Water supply setup NOT INCLUDED in pop-up irrigation kit

 Garden Valve PN16 3/4" x 3/4"	 Hose End connector 3/4"	 Tap connector Female 1/2"- 1"	 Garden Hose 3/4"
--	--	--	---

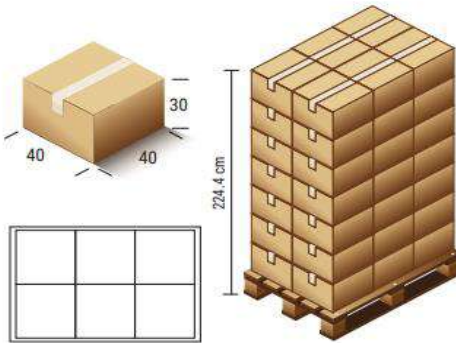
### BOX P1

Box dim. (LxWxH): 40x20x30 cm  
 Box volume: 0.024 m<sup>3</sup>  
 Pallet dim. (LxWxH): 120 x 80 x 14.4  
 Bruto height: 224.4 cm  
 Bruto pallet volume: 2.154 m<sup>3</sup>  
 Pallet: 84 boxes



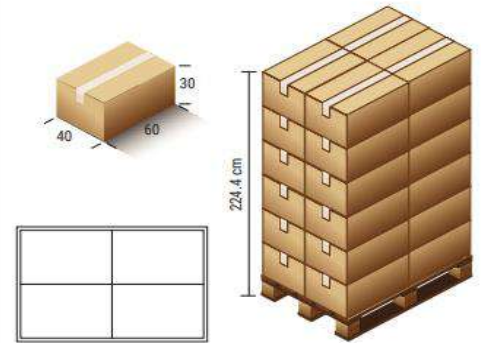
### BOX P2

Box dim. (LxWxH): 40 x 40 x 30 cm  
 Box volume: 0.048 m<sup>3</sup>  
 Pallet dim. (LxWxH): 120 x 80 x 14.4  
 Bruto height: 224.4 cm  
 Bruto pallet volume: 2.154 m<sup>3</sup>  
 Pallet: 42 boxes



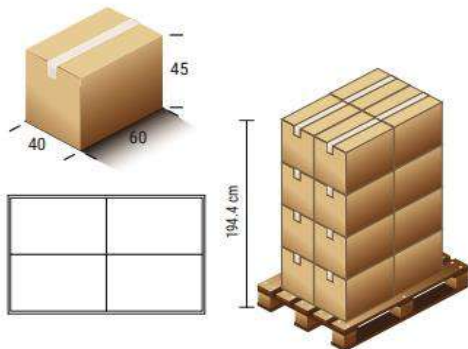
### BOX P3

Box dim. (LxWxH): 60 x 40 x 30 cm  
 Box volume: 0.072 m<sup>3</sup>  
 Pallet dim. (LxWxH): 120x80x14.4  
 Bruto height: 224.4 cm  
 Bruto pallet volume: 2.154 m<sup>3</sup>  
 Pallet: 28 boxes



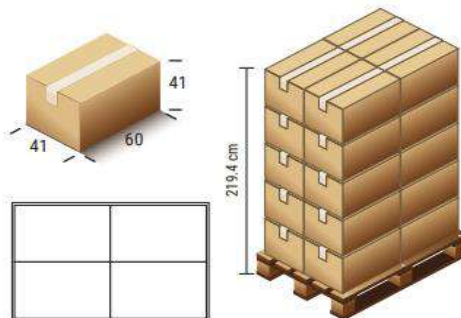
### BOX P4

Box dim. (LxWxH): 60 x 40 x 45 cm  
 Box volume: 0.108 m<sup>3</sup>  
 Pallet dim. (LxWxH): 120 x 80 x 14.4  
 Bruto height: 194.4 cm  
 Bruto pallet volume: 1.728 m<sup>3</sup>  
 Pallet: 16 boxes



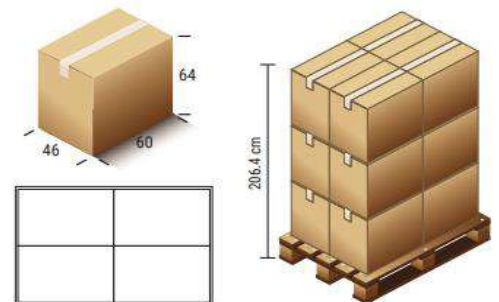
### BOX P5

Box dim. (LxWxH): 60 x 41 x 41 cm  
 Box volume: 0.101 m<sup>3</sup>  
 Pallet dim. (LxWxH): 120 x 80 x 14.4  
 Bruto height: 219.4 cm  
 Bruto pallet volume: 2.112 m<sup>3</sup>  
 Pallet: 20 boxes



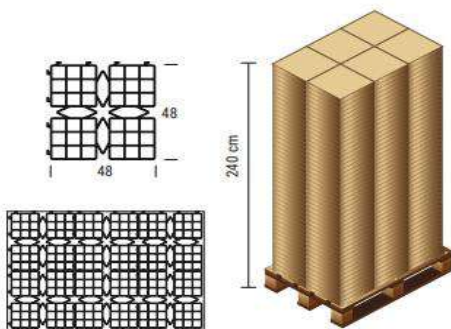
### BOX P6

Box dim. (LxWxH): 60 x 46 x 64 cm  
 Box volume: 0.177 m<sup>3</sup>  
 Pallet dim. (LxWxH): 120 x 80 x 14.4  
 Bruto height: 206.4 cm  
 Bruto pallet volume: 1.987 m<sup>3</sup>  
 Pallet: 12 boxes



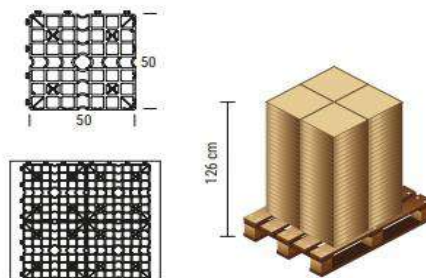
### RASTER GRASS SAVER

Dim. (LxWxH): 48 x 48 x 4.8 cm  
 1 piece: 0.2304 m<sup>2</sup>; 0.011 m<sup>3</sup>  
 Pallet dim. (LxWxH): 150 x 100 x 14.4 cm  
 Bruto height: 240 cm  
 Bruto pallet volume: 3.675 m<sup>3</sup>  
 282 Pcs/pallet - 22 Pallet/Truck



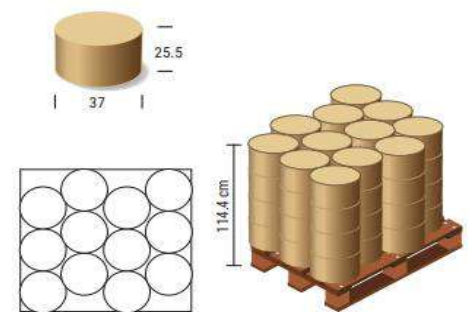
### ECO GRASS GRID

Dim. (LxWxH): 50 x 50 x 5 cm  
 1 piece: 0.25 m<sup>2</sup>; 0.0125 m<sup>3</sup>  
 Pallet dim. (LxWxH): 105 x 120 x 14.4 cm  
 Bruto height: 126 cm  
 Bruto pallet volume: 1.7 m<sup>3</sup>  
 100 Pcs/pallet - 48 Pallet/Truck



### POLITAPE / POLIFLAT 1000 m

Reel dim. (LxWxH): 37x25.5 cm  
 1 piece: 0.027 m<sup>3</sup>  
 Pallet dim. (LxWxH): 136 x 125 x 14.4 cm  
 Bruto height: 114.4 cm  
 Bruto pallet volume: 1.945 m<sup>3</sup>  
 48 Reel/pallet - 40 Pallet/Truck

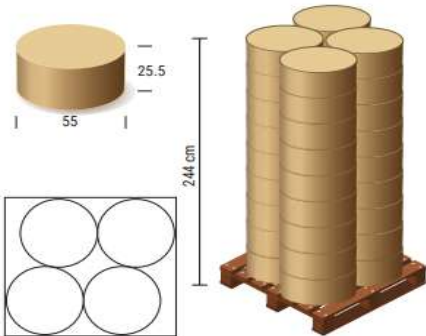




## POLITAPE / POLIFLAT

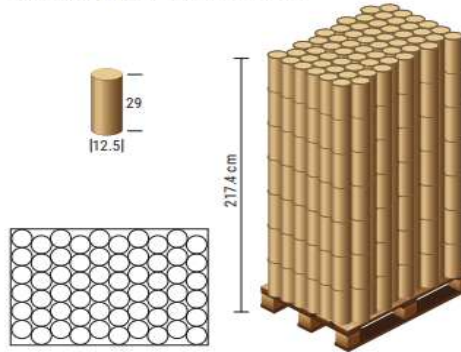
6 mil - 3000 m  
8 mil - 2500 m  
10 mil - 2000 m  
12 mil - 1500 m

Reel dim. (LxWxH): 55x25.5 cm  
1 piece: 0.061 m<sup>3</sup>  
Pallet dim. (LxWxH): 120x110x14.4 cm  
Bruto height: 244 cm  
Bruto pallet volume: 3.221 m<sup>3</sup>  
36 Reel/pallet - 22 Pallet/Truck



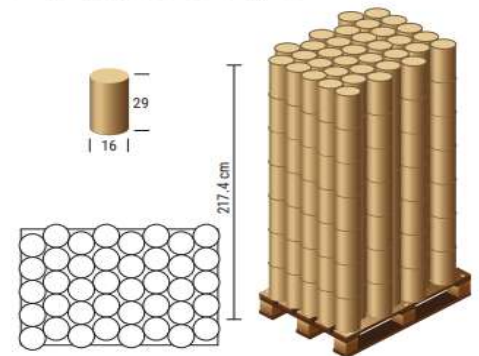
## PoliTape 50 m

Reel dim. (Ø/H): 12.5 x 29 cm  
Reel volume: 0.030 m<sup>3</sup>  
Pallet dim. (LxWxH): 120 x 80 x 14.4  
Bruto height: 217.4 cm  
Bruto pallet volume: 3.953 m<sup>3</sup>  
420 Reels/Pallet - 33 Pallet/Truck



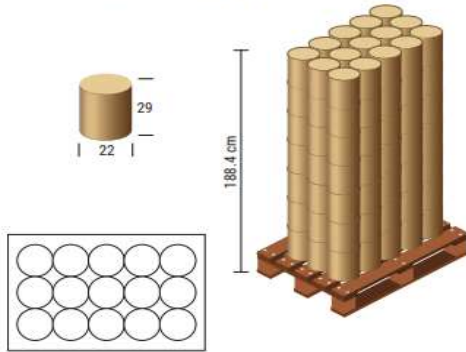
## PoliTape

Reel dim. (Ø/H): 16 x 29 cm  
Reel volume: 0.006 m<sup>3</sup>  
Pallet dim. (LxWxH): 120 x 80 x 14.4  
Bruto height: 217.4 cm  
Bruto pallet volume: 2.087 m<sup>3</sup>  
280 Reels/Pallet - 33 Pallet/Truck



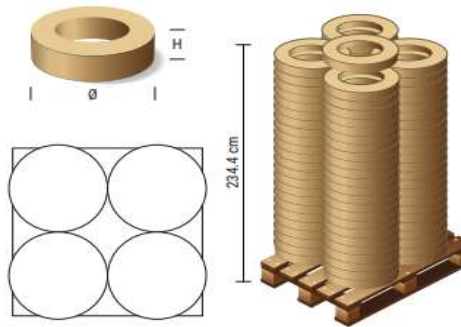
## PoliTape 500 m

Reel dim. (Ø/H): 22 x 29 cm  
Reel volume: 0.011 m<sup>3</sup>  
Pallet dim. (LxWxH): 120 x 80 x 14.4  
Bruto height: 188.4 cm  
Bruto pallet volume: 1.809 m<sup>3</sup>  
90 Reels/Pallet - 33 Pallet/Truck



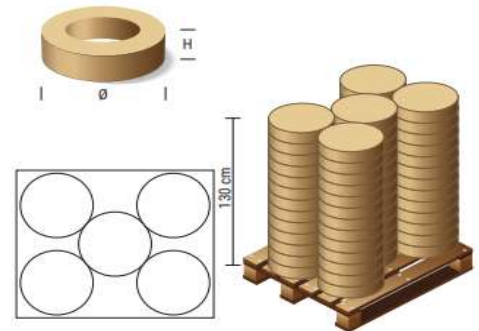
## Flex pipe d16 - 30 m

Reel dim. (Ø/H): 52 x 10 cm  
Reel volume: 0.021 m<sup>3</sup>  
Pallet dim. (LxWxH): 100 x 100 x 14.4  
Bruto height: 234.4 cm  
Bruto pallet volume: 2.344 m<sup>3</sup>  
85 Coils/Pallet - 26 Pallet/Truck



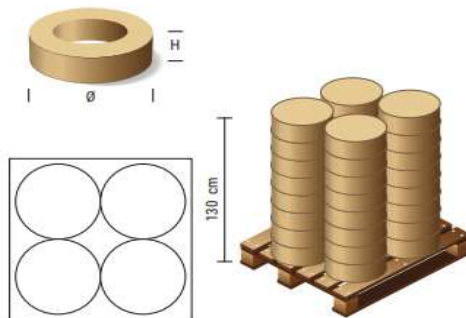
## PoliDrip d16 - 25 m

Reel dim. (Ø/H): 48 x 8.8 cm  
Reel volume: 0.025 m<sup>3</sup>  
Pallet dim. (LxWxH): 130 x 110 x 14.5  
Bruto height: 130 cm  
Bruto pallet volume: 2.066,35 m<sup>3</sup>  
65 Coils/Pallet - 44 Pallet/Truck



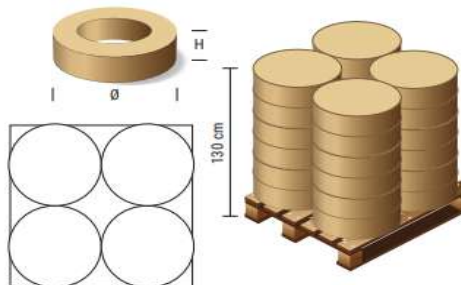
## PoliDrip d16 - 50 m

Reel dim. (Ø/H): 55 x 14.4 cm  
Reel volume: 0.034 m<sup>3</sup>  
Pallet dim. (LxWxH): 120 x 120 x 14.5  
Bruto height: 130 cm  
Bruto pallet volume: 2.080,8 m<sup>3</sup>  
32 Coils/Pallet - 44 Pallet/Truck



## PoliDrip d16 - 100 m

Reel dim. (Ø/H): 60 x 18 cm  
Reel volume: 0.051 m<sup>3</sup>  
Pallet dim. (LxWxH): 120 x 120 x 14.4  
Bruto height: 130 cm  
Bruto pallet volume: 2.080,8 m<sup>3</sup>  
24 Coils/Pallet - 44 Pallet/Truck



## PoliDrip d16 - 300 m

Reel dim. (Ø/H): 74 x 29.5 cm  
Reel volume: 0.127 m<sup>3</sup>








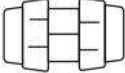









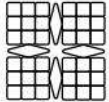


## PoliDrip d20 - 100 m

Coil dim. (Ø/H): 82 x 15 cm  
Coil volume: 0.079 m<sup>3</sup>

## PoliDrip d20 - 100 m

Coil dim. (Ø/H): 99 x 30 cm  
Coil volume: 0.231 m<sup>3</sup>



 <p><b>Quality Management</b></p>				
 <p><b>PE100 Pipes</b></p>	<div style="display: flex; justify-content: space-around; align-items: flex-start;"> <div style="text-align: center;">  <p><b>DVGW</b> GERMANY</p> </div> <div style="text-align: center;">  <p><b>UBA</b> GERMANY</p> </div> <div style="text-align: center;">  <p><b>ÖNORM</b> AUSTRIA</p> </div> <div style="text-align: center;">  <p><b>OIB</b> AUSTRIA</p> </div> </div> <div style="margin-top: 20px; text-align: center;">  <p><b>ÉMI</b> HUNGARY</p> </div>			
 <p><b>PP Compression Fittings PN16</b></p>	<div style="display: flex; justify-content: space-around; align-items: flex-start;"> <div style="text-align: center;">  <p><b>DVGW</b> GERMANY</p> </div> <div style="text-align: center;">  <p><b>UBA</b> GERMANY</p> </div> <div style="text-align: center;">  <p><b>ÖNORM</b> AUSTRIA</p> </div> <div style="text-align: center;">  <p><b>OIB</b> AUSTRIA</p> </div> </div> <div style="margin-top: 20px; display: flex; justify-content: space-around;"> <div style="text-align: center;">  <p><b>KIWA</b> HOLLAND</p> </div> <div style="text-align: center;">  <p><b>ÉMI</b> HUNGARY</p> </div> <div style="text-align: center;">  <p><b>ACS</b> FRANCE</p> </div> <div style="text-align: center;">  <p><b>ITC</b> CZECH REPUBLIC</p> </div> </div> <div style="margin-top: 20px; text-align: center;">  <p><b>IzOK MP</b> SERBIA</p> </div>			
 <p><b>Grass Saver Raster</b></p>	<div style="display: flex; justify-content: space-around; align-items: flex-start;"> <div style="text-align: center;">  <p><b>ÉMI</b> HUNGARY</p> </div> <div style="text-align: center;">  <p><b>BECETEL®</b> BELGIUM</p> </div> </div>			



# TRACON REPAIR CLAMPS

We have one of the widest model ranges that we adapt to the different markets, regulatory framework and requirements on the five continents. For us it is essential to have in-depth knowledge of the market in which our equipment is to operate, both for the prescribing agents, companies and regulatory frameworks in force in each country, as well as for the user and installer companies.

Wide model range: for standard repairs. Repair kits, for bypasses using threaded or clamped outlets, etc. where are some of the noteworthy features applied in all our products are: manufactured products using 100% AISI 304 or AISI 316 stainless steel. The standard dimensions range from DN15 to DN600, although we can also manufacture larger sizes. The standard NBR joint has grid structure to provide a firm seal. The nut and bolts are always coated with Teflon (PTFE) covered and protected with plastic caps.



# SMARTGRIP .... THE FUTURE STANDARD!


An often heard problem with repair clamps is that it is not always easy to install them around a pipe. Everyone has been struggling with this issue for a long time and came up with numerous idea's, but always resulting in price increases and/or quality loss.

Now we can present you with our latest development, that will make installing the clamp not only a lot easier but will do so without any price increases or compromising on quality.

We like to call this solution **"the SmartGrip System"**

This system will be the new standard for the upcoming decade. Even imagine the advantage it will give you on your competitors.

Please check [www.smartgrip.eu](http://www.smartgrip.eu) for more information or simply contact us.





# Technical specification standard repair clamps -STA TS-



Used for emergency and permanent repair of breaks, pitting, cracks and holes in pipes. This type of repair clamp can be offered in many variations. Pending the pipe diameter and the tolerance these clamps are available in one, two or three sections.

## SPECIFICATIONS:

### Thread protection caps

- Plastic caps to protect the thread.

### Bolts

- Stainless steel AISI 304 (A2); Dimensions depend on diameter. M12, M14 or M16 (metric thread according DIN267). Thread is PTFE (Teflon™) coated to ensure free running.

### Lifterbar

- Stainless steel AISI 304 (A2). L shaped. Lips hold bolts in position while tightening.

### Nuts

- Stainless steel AISI 304 (A2). Size M12, M14 or M16 according DIN934. Extra yellow passivated to optimize free running.

### Washer

- Stainless steel AISI 304 (A2). Size M12, M14 or M16.

### Body Shell

- Stainless steel AISI 304 (A2)

### Armour plate

- Vulcanised into the gasket for all standard clamps Stainless steel AISI 304.

### Gasket

- NBR gasket, proper for both gas and water purposes. It has a waffle structure and tapered ends. EPDM or Viton gaskets are optional.

### Sidebar

- Stainless steel AISI 304

### Guide finger

- Stainless steel AISI 304, Guide fingers keep the bolts in position.

### Additional

- After welding all stainless steel parts are passivated to obtain a high corrosion resistance.
- Further to the above mentioned technical specifications; products are also available in AISI 316/316L quality.

## WORKING PRESSURE:

One section repairclamp	Two section repairclamp		Three section repairclamp			
	WATER	GAS	WATER	GAS		
20 - 95	20	5	88 - 282	16 4	270 - 460	10 3
106 - 219	16	4	295 - 510	10 3	475 - 630	6 2
237 - 350	10	3	520 - 625	6 -	702 - 780	4 -
			705 - 755	4 -	813 - 970	2

## RUBBER GASKETS AVAILABLE

Rubber:	NBR	EPDM	VITON
Application:	Gas, Water, Oil and Several chemicals	Hot Water / Steam and several chemicals	Very Hot water, almost all chemicals.
Temperature:	-40° +130°	-40° +130°	-25° +220°



## PRESSURE RATING:

The working pressure a repair clamp can withhold depends on a number of variables, for instance; diameter in combination with used material and type of leakage\*\*. In general, we can say following:

One section repairclamp:	Working pressure (bar)	
	WATER	GAS
20 - 95	20	5
106 - 219	16	4
237 - 350	10	3

Two section repairclamp:	Working pressure (bar)	
	WATER	GAS
88 - 282	16	4
295 - 510	10	3
520 - 625	6	-
705 - 755	4	-
805 - 835	2	-

Three section repairclamp:	Working pressure (bar)	
	WATER	GAS
270 - 460	10	3
475 - 630	6	2
702 - 780	4	-
813 - 970	2	-



# Technical specification standard repair clamps – Other types -



Basic clamp



HEA. clamp



TC clamp

## BASIC CLAMP:

The Basic (BAS.) repair clamp is a stripped down version of the Standard (STA) repair clamp. This means that only the necessary parts are on this clamp. All other parts and cost increasing actions are removed. There for this has a very competitive price level.

## HEA. CLAMP:

If you come across a space problem while installing the clamp. the HEA. Clamp is the solution. Because of its removable closing mechanism you only need 10 mm of free space to install the clamp.

## TC CLAMP:

This repair clamp is only partially covered with a NBR or EPDM gasket, suitable for repairing small holes in water pipelines. It is available in one section type and with a length of 100 or 150 mm.

## SPECIFICATIONS:

### Bolts

- Stainless steel AISI 304 (A2); Dimensions depend on diameter. M12, M14 or M16 (metric thread according DIN267).

### Lifterbar

- Stainless steel AISI 304 (A2). L shaped. Lips hold bolts in position while tightening.

### Nuts

- Stainless steel AISI 304 (A2). Size M12, M14 or M16 according DIN934. Extra yellow passivated to optimize free running.

### Body Shell

- Stainless steel AISI 304 (A2)

### Armour plate

- Vulcanised into the gasket for all standard clamps Stainless steel AISI 304. not available on TC

### Gasket

- NBR gasket, proper for both gas and water purposes. It has a waffle structure and tapered ends. EPDM gasket is optional.

### Sidebar

- Stainless steel AISI 304

### Guide finger

- Stainless steel AISI 304, Guide fingers keep the bolts in position.

### Additional

- Further to the above mentioned technical specifications; products are also available in AISI 316/316L quality. Not available on BASIC
- After welding all stainless steel parts are passivated to obtain a high corrosion resistance.
- Basis clamps are without labelling and not packed in a cardboard box.

# Technical specification standard repair clamps

## RUBBER GASKETS AVAILABLE

Rubber:	NBR	EPDM	VITON
Application:	Gas, Water, Oil and Several chemicals	Hot Water / Steam and several chemicals	Very Hot water, almost all chemicals.
Temperature:	-40° +130°	-40° +130°	-25° +220°



## PRESSURE RATING:

The working pressure a repair clamp can withhold depends on a number of variables, for instance; diameter in combination with the used material and type of leakage\*\*. In general, we can say the following:

One section repairclamp:	Working pressure (bar)	
	WATER	GAS
20 - 95	20	5
106 - 219	16	4
237 - 350	10	3

Two section repairclamp:	Working pressure (bar)	
	WATER	GAS
88 - 282	16	4
295 - 510	10	3
520 - 625	6	-
705 - 755	4	-
805 - 835	2	-

Three section repairclamp:	Working pressure (bar)	
	WATER	GAS
270 - 460	10	3
475 - 630	6	2
702 - 780	4	-
813 - 970	2	-



# Technical specification stainless steel service connection



Suitable for making service connections, fixing valves and fittings. It is possible to supply an extensive range of outlets, for instance, BSP, BSO and BSD outlets. Available in one, two and three sections.

Available outlets: BSP: 1/2" · 3/4" · 1" · 1 1/4" · 1 1/2" · 2" · 2 1/2" · 3" · 4"  
 BSO: 2 1/2" · 3"  
 BSD: 2"int. / 2 1/2" ext.  
 Polsafe: 1 1/2" · 2"

## SPECIFICATIONS:

### Thread protection caps

- Plastic caps to protect the thread.

### Bolts

- Stainless steel AISI 304 (A2); Dimensions depend on diameter. M12, M14 or M16 (metric thread according DIN267). Thread is PTFE (Teflon™) coated to prevent galling.

### Lifterbar

- Stainless steel AISI 304 (A2). L shaped. Lips hold bolts in position while tightening.

### Nuts

- Stainless steel AISI 304 (A2). Size M12, M14 or M16 according DIN934. Extra yellow passivated to optimize free running.

### Body Shell

- Stainless steel AISI 304 (A2).

### Armour plate

- Vulcanised into the gasket for all standard clamps. Stainless steel AISI 304.

### Gasket

- NBR gasket, proper for both gas and water purposes. It has a waffle structure and tapered ends. EPDM gasket is optional.

### Sidebar

- Stainless steel AISI 304.

### Guide finger

- Stainless steel AISI 304, Guide fingers keep the bolts in position.

### Outlets

- BSP, BPD, BSO and Polsafe.

### Additional

- After welding all stainless steel parts are passivated to obtain a high corrosion resistance. Further to the above mentioned technical specifications; products are also available in AISI 316/316L quality.

## Minimal dimensions with outlets:

Outlet	Single band	Length	Double Band	Length
1/2"	40 - 44	150	88-110	200
3/4"	48 - 52	150	88-110	200
1"	57 - 64	150	88-110	200
1 1/4"	67 - 74	150	88-110	200
1 1/2"	70 - 77	200	88-110	200
2"	87 - 95	200	88-110	200
2 1/2"	-	-	108-128	200
3"	-	-	130-150	300
4"	-	-	159-170	400

## RUBBER GASKETS AVAILABLE

Rubber:	NBR	EPDM	VITON
Application:	Gas, Water, Oil and Several chemicals	Hot Water / Steam and several chemicals	Very Hot water, almost all chemicals.
Temperature:	-40° +130°	-40° +130°	-25° +220°



## PRESSURE RATING:

The working pressure a repair clamp can withhold depends on a number of variables, for instance; diameter in combination with the used material and type of leakage\*\*. In general, we can say the following:

One section repair clamp:	Working pressure (bar)	
	WATER	GAS
20 - 95	20	5
106 - 219	16	4
237 - 350	10	3

Two section repair clamp:	Working pressure (bar)	
	WATER	GAS
88 - 282	16	4
295 - 510	10	3
520 - 625	6	-
705 - 755	4	-
805 - 835	2	-

Three section repair clamp:	Working pressure (bar)	
	WATER	GAS
270 - 460	10	3
475 - 630	6	2
702 - 780	4	-
813 - 970	2	-



# Technical specification stainless tapping saddle



Suitable for making service connections on different pipe types. The tapping saddles are available with following threaded outlets: 1/2" · 3/4" · 1" · 1 1/4" · 1 1/2" · 2" · 3". all other outlets upon request.

## SPECIFICATIONS:

### Thread protection

- Plastic caps to protect the thread.

### Bolts

- Stainless steel AISI 304 (A2); Dimensions depend on diameter. M16 (metric thread according DIN267). Thread is PTFE (Teflon™) coated to prevent galling.

### Lifterbar

- Stainless steel AISI 304 (A2). L shaped. Lips hold bolts in position while tightening.

### Nuts

- Stainless steel AISI 304 (A2). Size M16 according DIN934. Extra yellow passivated to optimize free running.

### Body Shell

- Stainless steel AISI 304 (A2).

### Gasket

- NBR or EPDM gasket, proper for both gas and water purposes. It has a waffle structure and tapered ends. The strap is equipped with a smooth rubber layer in order to avoid direct contact with the pipe material.

### Sidebar

- Stainless steel AISI 304.

### Guide finger

- Stainless steel AISI 304, Guide fingers keep the bolts in position.

### Outlets

- BSP, BPD, BSO and Polsafe.

### Additional

- After welding, all stainless steel parts are passivated to obtain a high corrosion resistance.

## Standard Sizes:

DN 80	88 - 110	DN 200	190 - 218
DN 100	108 - 134	DN 225	216 - 238
DN 125	114 - 139	DN 250	230 - 260
DN 150	138 - 160	DN 275	265 - 285
DN 175	159 - 180		

other sizes available upon request

# Technical specification stainless tapping saddle

## RUBBER GASKETS AVAILABLE

Rubber:	NBR	EPDM	VITON
Application:	Gas, Water, Oil and Several chemicals	Hot Water / Steam and several chemicals	Very Hot water, almost all chemicals.
Temperature:	-40° +130°	-40° +130°	-25° +220°



## PRESSURE RATING:

The working pressure a repair clamp can withstand depends on a number of variables, for instance; diameter in combination with the used material and type of leakage\*\*. In general, we can say the following:

One section repair clamp:	Working pressure (bar)	Working pressure (bar)
	WATER	GAS
20 - 95	20	5
106 - 219	16	4
237 - 350	10	3

Two section repair clamp:	Working pressure (bar)	Working pressure (bar)
	WATER	GAS
88 - 282	16	4
295 - 510	10	3
520 - 625	6	-
705 - 755	4	-
805 - 835	2	-

Three section repair clamp:	Working pressure (bar)	Working pressure (bar)
	WATER	GAS
270 - 460	10	3
475 - 630	6	2
702 - 780	4	-
813 - 970	2	-

\*\* Because of these variables, Tracon International has developed a testing procedure. All mentioned working pressures on all our documents are only valid in optimum circumstances and based on document 2009.04.24.PRES-N002. please contact us for a copy of this document.



# Technical specification under pressure tapping sleeve



## SPECIFICATIONS:

Because of its light-weight and easy installation the tapping sleeve is extremely useful to make flange connections on pipelines, even under pressure. The Tapping sleeves have a standard working range of 20 mm and are available from range 88 - 110 mm. up to 768 - 798 mm. Standard length available are 300, 400, 500, 600, 800 and 1000 mm. The used flanges are all according DIN2576.

### Bolts

- Stainless steel AISI 304 (A2); M16 (metric thread according DIN267). Thread is PTFE (Telfon™) coated to prevent galling. Standard Bolts point upwards. It is also possible to point them downwards.

### Lifterbar Nuts

- Stainless steel AISI 304 (A2). L shaped. Lips hold bolts in position while tightening.
- Stainless steel AISI 304 (A2). M16 according DIN934. Extra yellow passivated to optimize free running.

### Body Shell Armour plate Gasket

- Stainless steel AISI 304 (A2). With a reinforced upper section.
- Stainless steel AISI 304, vulcanised into the gasket.
- Full circle NBR gasket with special designed sealing ring, proper for both gas and water purposes. It has a waffle structure and tapered ends. EPDM or Viton gaskets are optional.

### Sidebar Guide finger Welded collar

- Stainless steel AISI 304.
- Stainless steel AISI 304, Guide fingers keep the bolts in position.
- Stainless steel AISI 304, TIG welded on the **in-** and **outside** to form permanent fusion with the body shell and flange. total height of the collar is app.120mm up to flange DN 150 and for flange DN 200 up to DN 300, depending on pipe diameter.

### Flange outlet Additional

- Stainless steel AISI 304, flanges according to DIN2576. varying from DN 50 up to DN300.
- After welding all stainless steel parts are passivated to obtain a high corrosion resistance.
- Further to the above mentioned technical specifications; products are also available in AISI 316/316L quality.

## WORKING PRESSURE:

	WATER	GAS
88 - 210	16	4
216 - 410	10	3
420 - 798	6	2

The working pressure a Tapping Sleeve can withstand depends on a number of variables, for instance; diameter in combination with the used material and type of flange, etc. that is why the pressures given here are guidelines.

# Technical specification under pressure tapping sleeve

## FLANGE SIZE IN COMBINATION WITH STARTING RANGES AND LENGTH:

flange	min. Length	starting range	flange drilling
DN 50	300	88 - 110	PN 10 / 16
DN 65	300	88 - 110	PN 10 / 16
DN 80	400	88 - 110* / 108 - 128	PN 10 / 16
DN 100	400	108 - 128* / 133 - 153	PN 10 / 16
DN 125	400	133 - 155	PN 10 / 16
DN 150	400	159 - 180* / 169 - 189	PN 10 / 16
DN 200	500	210 - 230* / 240 - 260	PN 10 / 16
DN 250	600	315 - 335	PN 10
DN 300	on request		

\* : Including a stainless steel concentric reducer .

## RUBBER GASKETS AVAILABLE


Rubber:	NBR	EPDM	VITON
Application:	Gas, Water, Oil and Several chemicals	Hot Water / Steam and several chemicals	Very Hot water, almost all chemicals.
Temperature:	-40° +130°	-40° +130°	-25° +220°







# Technical specification stainless steel restrain clamps



## SPECIFICATIONS:

This stainless steel restrain clamp is used for prevent a pipe connection to disconnect. Available in all different diameters upon request.

### Thread protection Bolts

- Plastic caps to protect the thread.
- Stainless steel AISI 304 (A2); M16 (metric thread according DIN267). Thread is PTFE (Telfon™) coated to prevent galling.

### Lifterbar Nuts

- Stainless steel AISI 304 (A2). L shaped. Lips hold bolts in position while tightening.
- Stainless steel AISI 304 (A2). Size M16 according DIN934. Extra yellow passivated to optimize free running.

### Body Shell Grip

- Stainless steel AISI 304 (A2).
- The inside of the Body shell is covered with a special heavy duty grip product.

### Sidebar

- Stainless steel AISI 304.

### Guide finger

- Stainless steel AISI 304, Guide fingers keep the bolts in position.

### Additional

- After welding all stainless steel parts are passivated to obtain a high corrosion resistance.



An other solution in the same field is this custom made single part restrain clamp that is used for fixing all different brand of flange adaptors. All sizes are available upon request.

**NEW**



# Technical specification emergency repair boxes -S-



## DESCRIPTION:

This Easy to handle repair kit consists of 9 repair clamps. With this small box you can make repairs on any size of pipe varying between OD. 60 and OD. 170mm.

## WORKING PRESSURE:

Pipe OD	working pressure (bar)	
	WATER	GAS
60 - 95	20	5
106 - 170	16	4

## SPECIFICATIONS:

### Bolts

- Stainless steel AISI 304 (A2); M14 (metric thread according DIN267). Thread is PTFE (Telfon™) coated to prevent galling.

### Armour plate

- Stainless steel AISI 304, vulcanised into the gasket.

### Gasket

- NBR gasket, proper for both gas and water purposes. It has a waffle structure and tapered ends.

### Clamp width

- 200 mm.

### Total weight box


- < 22 kg

### Box dimensions

- 600 x 400 x 230 mm

Section	DN	Inch	Cast-Iron	Iron	Iron ISO-norm	PVC	Asbestos cement pipes, DIN 19800				
							PN 2,5	PN 6	PN 10	PN 12,5	PN 16
10	50	2	66	60,3	-	63	-	-	-	-	-
11	60	-	77	70	-	-	-	-	-	-	-
11	65	2 1/2	-	76,1	-	75	-	-	-	-	-
12	65	2 1/2	82	-	-	-	-	-	83	85	-
12	70	-	87	-	-	-	-	-	-	-	-
13	80	3	98	88,9	-	90	-	-	98	-	-
14	80	3	-	-	-	-	-	-	100	104	-
14	90	-	108	101,6	-	-	-	-	-	-	-
15	100	4	118	108	114,3	110	-	-	-	-	-
16	100	4	-	-	-	-	-	118	120	124	130
17	125	-	144	133	139,7	140	-	-	-	-	-
18	125	-	-	-	-	-	-	-	-	-	159
18	150	6	170	159	168,3	160	168	-	-	-	-

# Technical specification emergency repair boxes – L -



## DESCRIPTION:

This repair kit consists of **20** pieces of repair clamps and a number of spanner plates. With this stock, you can make multiple repairs on any size of pipe from **48 -359mm.** in diameter. The principle of this stock is that with two clamps from one size, you can make one clamp of the double size and so on. **Length is 300 mm.**

In this way, a clamp can be used alone, or hooked up to another clamp as a "double band" clamp, or even as a "triple band".

## WORKING PRESSURE:

Due to the use of different number of sections and pipe diameters, the working pressure varies. the table below can therefore only be used as a guideline.

Pipe OD	working pressure (bar)	
	WATER	GAS
48 - 95	16	5
88 - 282	16	4
282 - 359	10	3

## SPECIFICATIONS:

- Bolts:** Stainless steel AISI 304 (A2); M14 (metric thread according DIN267). Thread is PTFE (Telfon™) coated to prevent galling. Stainless steel AISI 304, to be positioned afterwards.
- Armour plate:** 304, to be positioned afterwards.
- Gasket:** NBR gasket, proper for both gas and water purposes. It has a waffle structure and tapered ends.
- Clamp width:** 300 mm.

RANGE	SECTIONS	SPANNER-PLATE
48-52	1	D
54-58	2	D
60-67	3	E
70-77	4	E
83-89	5	G
89-98	6	G
102-112	7	I
106-126	1+1	2xH
112-132	2+1	2xI
118-128	8	I
118-138	2+2	2xI
124-144	3+2	2xJ
130-150	3+3	2xJ
140-160	4+3	2xJ
150-170	4+4	2xJ
163-183	5+4	2xK
164-194	1+1+1	3xK
170-200	2+1+1	3xK
176-196	5+5	2xK
176-206	2+2+1	3xK
182-202	6+5	2xK
182-212	2+2+2	3xK
188-208	6+6	2xK
188-218	3+2+2	3xK
194-224	3+3+2	3xK
195-215	7+5	2xK
200-230	3+3+3	3xK
201-221	7+6	2xK
210-240	4+3+3	3xK
217-237	8+6	2xL
220-250	4+4+3	3xL
230-250	8+7	2xL
230-260	4+4+4	3xL
243-273	5+4+4	3xL
256-286	5+5+4	3xL
269-299	5+5+5	3xL
275-305	6+5+5	3xL
281-311	6+6+5	3xL
287-317	6+6+6	3xL
288-318	7+5+5	3xL
294-324	7+6+5	3xL
300-330	7+6+6	3xL
316-346	8+6+6	3xL
329-359	8+7+6	3xL





## SPECIFICATIONS:

This repair kit consists of 5 pieces of repair clamps. With this stock, you can make multiple repairs on any size of pipe from 213 - 669 mm. in diameter. The principle of this stock is that by connecting the different sections with each other you can reach different diameters. Length of the sections is 400 mm.

## EXTENDING RANGES:

It is possible to extend the repair range up till a diameter of 1.086mm for this you need 2 pieces of every section. Because we took this into account, there is sufficient room in the box to store these sections as well.

## WORKING PRESSURE:

Due to the use of different number of sections and pipe diameters, the working pressure varies. the table below can therefore only be used as a guideline.

Pipe OD	working pressure (bar)	
	WATER	GAS
88 - 282	16	4
282 - 460	10	3
460 - 630	6	2
630 - 813	4	1
813 - 1086	2	0.5

## SPECIFICATIONS:

- Bolts:** Stainless steel AISI 304 (A2); M16(metric thread according DIN267).  
Thread is PTFE (Teflon™) coated to prevent galling.
- Armour plate:** Stainless steel AISI 304, vulcanised into the gasket.
- Gasket:** NBR gasket, proper for both gas and water purposes. It has a waffle structure and tapered ends.
- Clamp width:** 400 mm.

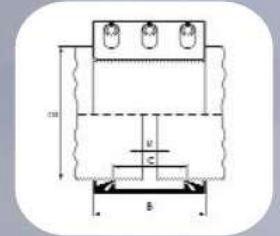
## RANGE SECTIONS

213-233	A + B
233-253	A + C
253-273	B + C
264-284	A + D
284-304	B + D
294-314	A + E
304-324	C + D
314-334	B + E
335-355	C + E
354-384	A + B + C
386-416	A + B + D
406-436	A + C + D
416-446	A + B + E
426-456	B + C + D
436-466	A + C + E
456-486	B + C + E
467-497	A + D + E
487-517	B + D + E
508-538	C + D + E
527-567	A + B + C + D
558-598	A + B + C + E
589-629	A + B + D + E
609-649	A + C + D + E
629-669	B + C + D + E

## EXTENDING RANGES:

RANGE	SECTIONS
694- 744	E + E + B + A + A
728- 778	E + E + C + B + A
796- 846	E + E + D + C + B
816- 866	E + E + D + C + C
894- 954	E + E + D + C + B + A
928- 988	E + E + D + D + B + A
982-1042	E + E + D + D + C + C
1026-1086	E + E + D + C + C + B + A

# Technical specification stainless high pressure repair clamps



## SPECIFICATIONS:

This repair clamp is suitable for repairing large sized pipes (up to DN 4000) or for high pressure repairs (up to PN25). It can also be used as coupling between pipes of the same size (maximum open space 15mm).

<b>Body</b>	- Stainless steel grade AISI 304 (316L available upon request)
<b>Locking system</b>	- Steel dacromat (other materials available upon request)
<b>Gasket</b>	- NBR or EPDM
<b>Sizes</b>	- All other sizes upon request
<b>Standard width</b>	- 210 mm
<b>Additional</b>	- After welding all stainless steel parts are passivated to obtain a high corrosion resistance.

## WORKING PRESSURE:

	<b>WATER</b>
< DN 900 max.	25
< DN1500 max.	16
< DN2000 max.	10
< DN4000 max.	4



# Technical specification drilling machines



## SPECIFICATIONS:


These drilling Machines are designed for under pressure drilling with a maximum working pressure of 16 bar. Suitable for drilling ND 65 to ND 200. Available in 3 different sizes. DN65 - 100; DN 100 - 150; DN 150 - 200.

Drilling machines are suitable for Plastic, AC, Cast Iron and Ductile Iron.



Type: 106510

- Nominal branch drill size** - DN65 to DN100 incl. centre-bit
- Power supply** - TS 162
- Weight basic Machine** - 27,0 kg
- Voltage** - 1 phase current, 230 V/50 Hz, 1500 W
- Speed** - 700 - 1400 rev/min.
- Including**
  - 1 unit base plate (aluminium).
  - 2 units Part flanged DN 65 - 100 and DN100-100 (aluminium).
  - 2 units blind flanges DN 65 and DN 100 (aluminium).
  - 2 pcs cutters for Plastic pipe Ø80 and Ø100
  - 2 pcs cutters for cast iron pipe Ø80 and Ø100.



Type: 101015

- Nominal branch drill size** - DN100 to DN150 incl. centre-bit
- Power supply** - TS 252
- Weight basic Machine** - 33,0 kg
- Voltage** - 1 phase current, 230 V/50 Hz, 1900 W
- Speed** - 450 - 900 rev/min.
- Including**
  - 1 unit base plate (aluminium).
  - 2 units Part flanged DN 100 - 150 and DN150-150 (aluminium).
  - 2 units blind flanges DN 100 and DN 150 (aluminium).
  - 2 pcs cutters for Plastic pipe Ø100 and Ø150
  - 2 pcs cutters for cast iron pipe Ø100 and Ø150.

# Technical specification drilling machines



Type: 101520

- Nominal branch drill size** - DN150 to DN200 incl. centre-bit
- Power supply** - TS 402
- Weight basic Machine** - 45,0 kg
- Voltage** - 1 phase current, 230 V/50 Hz, 2800 W
- Speed** - 300 - 700 rev/min.
- Including**
  - 1 unit base plate (aluminium).
  - 2 units Part flanged DN 150-200 and DN200-200 (aluminium).
  - 2 units blind flanges DN 150 and DN 200 (aluminium).
  - 2 pcs cutters for Plastic pipe Ø150 and Ø200
  - 2 pcs cutters for cast iron pipe Ø150 and Ø200.







## HDPE WELDING MACHINES

We have professional welding equipment and power generators, parts and accessories. In the product range you will find HDPE, weld, and electro welding machines with diameters from 25mm to 1200mm.

Our service center is equipped to repair and inspect our welding equipment, mechanical and electronic.

Annual inspection and inspection can be carried out within 5 days (normally).





**BEAT TRv2 – GL178106**



*Solid electrofusion computer with traceability. Comes with steel transport case.*

*Thanks to the scanner and the simple operation, the ideal solution for your welding work up to dia. 400mm.*

*Manufactured in a solid metal housing and equipped with USB.*

- \* **Range:** Ø 16 mm – Ø 400 mm
- \* **Power mains :** Nominal 230 V
- \* **Consumption :** 3000 W max.
- \* **Barcode:** Scanner
- \* **Certification :** Synergrid
- \* **Weight:** 21 kg
- \* **Powergenerator:** Min. 4.5 kVA
- \* **Accessoires:** adapters 4 + 4,7mm
- \* **Optional:** Scanner + GPS

**BEAT HFv2 – GL178107**



*This "HEAVY DUTY" electrofusion computer welds upto 1200mm diameters.*

*Its solid steel housing and internal cooling makes it the ideal partner for the construction site.*

*Equipped with traceability and readability via USB. Welding current 110 Amps. Extra-large display LCD with backlight.*

*Supplied in wooden transport case.*

- \* **Range :** Ø 16 mm – Ø 1200 mm
- \* **Power mains :** Nominal 230 V
- \* **Consumption:** 5000 W max.
- \* **Barcode:** scanner
- \* **Certification:** Synergrid
- \* **Weight :** 22 kg
- \* **Powergenerator:** 6 kVA
- \* **Accessoires:** adapters 4 + 4,7mm
- \* **Optional :** Scanner





### BEAT MV2 – GL178109

*Electrofusion computer with scanner. Manufactured in a solid steel housing. Manual entry of welding date and setting.*

- \* **Range:** Ø 16 mm – Ø 400 mm
- \* **Power mains :** Nominal 230 V (185 V-245 V)
- \* **Consumption:** 3000 W max.
- \* **Weight :** 21 kg
- \* **Dimensions:** 430 mm x 280 mm x 180 mm
- \* **Powergenerator:** Min. 4.5 kVA
- \* **Accessoires:** adaptors 4 en 4.7 mm



### BEAT MV2 + scanner – GL178108



*The electro welding computer BEAT MV2 was specially designed for the installer, for the electro welding of PE fittings for pipe with range up to 400mm and for HDPE. The BEAT MV receives the relevant data by manual input of voltage and time, or using barcode scanner.*

- \* **Range:** Ø 16 mm – Ø 400 mm
- \* **Power mains :** Nominaal 230 V
- \* **Consumption:** 3000 W max.
- \* **Weight:** 21 kg
- \* **Dimensions:** 430 mm x 280 mm x 180 mm
- \* **Powergenerator:** Min. 4.5 kVA
- \* **Accessoires:** Scanner / Wireless scanner

**LITTLE BEAT – GL578002**



*Super handy little electrofusion computer.  
Fully integrated in steel case. Suitable for welding fittings up to diameters 110 mm and some brands up to 160 mm.*

*Perfect solution for the installer.  
Welding data can be entered manually and via scanner.*

- \* **Range:** 8-42 V (dia 110)
- \* **Power mains :** Nominal 230 V ( $\pm 10\%$ )
- \* **Consumption:** 1800 W  
(resistance < 0.85  $\Omega$ )
- \* **Weight:** 13 kg
- \* **Dimensions:** 390 mm x 240 mm x 160 mm
- \* **Powergenerator:** 3 kVA
- \* **Accessories:** adaptors 4 en 4.7 mm
- \* **Opties:** Scanner

**LITTLE BEAT PLUS - GL578050**



*Super handy little electrofusion computer.  
Fully integrated in steel case. Suitable for welding fittings up to diameters 110 mm and some brands up to 160 mm.*

***With registration** of welding data.  
Welding data can be entered manually and via scanner.*

- \* **Range:** 8-42 V (dia 110)
- \* **Power mains :** Nominal 230 V ( $\pm 10\%$ )
- \* **Consumption:** 1800 W  
(resistance < 0.85  $\Omega$ )
- \* **Weight :** 13 kg
- \* **Dimensions:** 390 mm x 240 mm x 160 mm
- \* **Powergenerator:** 3 kVA
- \* **Accessories:** adaptors 4 en 4.7 mm
- \* **Optional:** Scanner



**POLYCONTROL/TWIN 90 – 200**

The Polycontrol 90-200 is a combination welding machine in which the user can electroweld up to dia. 315mm and can also butt weld up to a diameter of 200mm. Equipped with traceability and made of stainless materials. Ideal for use on site. Due to its OPEN DRIVER SYTEM it is always possible to add new types of pipe and diameters



- \* **Range:** E/F 25-315 mm, buttwelder 90-200 mm
- \* **Power mains:** Nominal 230 V
- \* **Consumption:** 5300 W max.
- \* **Barcode:** Scanner
- \* **Certification:** Synergrid
- \* **Weight:** Basic frame 33 kg, Polycontrol 30 kg, Heater 14 kg, Trimmer 23 kg
- \* **Power generator:** Min. 6 kVA
- \* **Optional:** switchbox, custom clamps, scanner



POLYCONTROL

GL178603



BASIC FRAME

GL578405



- CLAMPS DIA 90 MM
- CLAMPS DIA 110 MM
- CLAMPS DIA 125 MM
- CLAMPS DIA 160 MM
- CLAMPS DIA 180 MM
- CLAMPS DIA 200 MM

- GL578725
- GL578461
- GL578462
- GL578463
- GL578437
- GL578465



HEATING PLATE with SUPPORT

GL578415

## SMARTBOX / DYNAMIC 90 - 200

*This butt weld computer is specially designed for butt welds up to dia. 200mm. Equipped with traceability and made of stainless materials. Ideal for use on site. Due to its OPEN DRIVER SYTEM it is always possible to add new pipe types and diameters.*



- \* **Range:** 90-200 mm
- \* **Power mains:** Nominal 230 V
- \* **Consumption:** 3500 W max.
- \* **Barcode:** Scanner
- \* **Certification:** Synergrid
- \* **Weight:** Basic frame 33 kg, Polycontrol 30 kg, Heater 14 kg, Trimmer 23 kg
- \* **Powergenerator:** Min. 6 kVA
- \* **Optional:** switchbox, custom clamps, scanner



SMARTBOX

GL178606



BASIC FRAME

GL578405



- CLAMPS DIA 90 MM
- CLAMPS DIA 110 MM
- CLAMPS DIA 125 MM
- CLAMPS DIA 160 MM
- CLAMPS DIA 180 MM
- CLAMPS DIA 200 MM

- GL578725
- GL578461
- GL578462
- GL578463
- GL578437
- GL578465



HEATING PLATE with SUPPORT

GL578415



TRIMMER with SUPPORT

GL578410



**ODS TRACK AUTOMATIC till 630mm**



*This ODS machine is the most compact butt welding equipment on the market for butt welding up to and including 630 mm.*

*These machines are also equipped with the traceability system. Can be controlled by both Smartbox and Polycontrol.*




**COMPLETE MACHINE DATA FOR BUTT FUSION**

MODEL	T-160	T-250	R-315	R-400	R-500	630
Voltage (Vac)	230 (Mono-phasic)				400V	400V
Machine total power (kW )	2.25	3.66	3.7	4.7**	5.45**	8.45**
Generator advisable minimum power (VA)	3000	4500	6000	7000	7500	8500
Net weight w/o pipe adapters (kg)*	75	95	190	177.6	211	407
Net weight w. pipe adapters (kg)*	87	119	250	212.6	414	691

\* without Fusion box

\*\* to avoid that the high consumption of the heating plate and the trimmer goes through the fusion box, these two models are provided with a Connection Box that is used to supply a direct voltage of 230Vac to both components. For further information refer to the *User Manual*.



## MANUALLY OPERATED BUTTWELDER



### TRACK RANGE v2 upto 1200mm

<b>TRACK 160</b>	<b>40 - 160 mm</b>
<b>TRACK 250</b>	<b>63 - 250 mm</b>
<b>TRACK 315</b>	<b>90 - 315 mm</b>
<b>TRACK 400</b>	<b>110 - 400 mm</b>
<b>TRACK 500</b>	<b>200 - 500 mm</b>
<b>TRACK 630</b>	<b>315 - 630 mm</b>
<b>TRACK 800</b>	<b>500 - 800 mm</b>
<b>TRACK 1000</b>	<b>450 - 1000 mm</b>
<b>TRACK 1200</b>	<b>630 - 1200 mm</b>





**BENCHWELDER 40-160 (AC577100) / 160-250 (AC577101)**

*Standard equipment includes: Basic machine with pressure system, electric planer with clamping system and safety sensor, steel transport/table case, removable welding mirror, set of inserts of dia. 40mm to dia. 160 mm, set of reduction shells dia. 40-50-63-75-90-110-125-160 mm, dia.56 and 140 mm are also available to order.*



- RANGE : dia. 40 mm till dia. 160 mm / (Type 250 mm also available)
- Materials to be weld : HDPE , PP other thermoplastics
- Weight base machine : 54.5 kg (incl. all accessoires: 90kg)
- Dimensions : 550x800x660 mm
- Moving cycle distance : 130 mm
- Maximum power : 1.46kW – 230 Volt – 50/60 Hz

**BENCHWELDER ZHSN-400 / GL578910**

*Standard equipment includes: Basic machine with CNC printing system, electric planer with clamping system and safety sensor, welding mirror, set of inserts of dia. 90mm to dia. 400 mm, set of reduction shells for producing T-pieces and bends up to 90° are also available to order.*



- Range : dia. 90 mm till dia. 400 mm
- Materials to be weld : HDPE , PP other thermoplastics
- Power : 400V 3fase





**POLY SOCKET WELDER – GL578920**

*The Poly Socket welding machine is equipped with a sliding base with self-centring clamps for any pipe or fitting. The heating element is easily removable for manual use to perform welding. Welding is done in a semi-automatic way thanks to the built-in suspension system. The machine is supplied in a steel transport case that can also be used as a table in front of the machine. Standard equipment includes: machine, detachable welding mirror, steel transport case, pipe support tripod, set of heating heads for welding mirror of dia. 50mm to dia.110mm.*



- Range : dia. 32 mm till dia. 125 mm
- Materials to be weld : HDPE , PP other thermoplastics
- Weight basic machine : 49,5 kg (incl. all accessoires 80 kg)
- Dimensions : 520x720x360 mm Transport case : 600x800x850 mm
- Maximum power : 1,4kW / 230 Volt / 50-60 Hz

**ALEXANDER I – NE400005010**

*Avoid high repair costs on your welding equipment caused by external power supply. Generator developed in consultation with the welding machine manufacturer. With air-cooled Honda engine!*



- \* **Generator kVA max:** 6
- \* **Generator kVA cont.:** 5.4
- \* **Amps. Cont.:** 23A at 1 ~ 230V
- \* **Dimensions L x B x H:** 83 x 51 x 56
- \* **Weight:** 75 kg
- \* **Engine:** Honda GX390
- \* **Alternator:** Syncro

**AGGREGATE**

*kVA max:* 7  
*kVA cont:* 6  
*Ampere (continuo):* 26A at 230V  
*Dimensions:* 83x51x56 cm (l x b x h)  
*Dry weight:* 85 kg

**ENGINE**

*Type:* Honda GX390  
*Horsepower:* 11  
*Consumption:* 8.2 kW (3000 tpm),  
 1-cylinder, fuel, aircooled  
*CC:* 389 cm<sup>3</sup>  
*Fuel consumption @75%:* 2.7 liter/h  
*Fuel tank:* 25 liter  
*Autonomy @75% last:* 9.25 hour  
*Soundlevel:* 76dB(A) @ 7m

**ALTERNATOR**

*Type:* Sincro EK2LAT - brushless  
*Power supply:* 1-230V  
*Frequency:* 50 Hz  
*Protection rate:* IP23

**VERSION:**

- ✓ Time – relais protection : Power supply activated after approx 1 min when alternator is stable and engine is hot
- ✓ Volt measurement indicator
- ✓ Differential protection
- ✓ Earth leak protection pin
- ✓ 2 plugs 230V

**EP 7000 – NE400005005**

*EPOWER standard generator with HONDA aircooled engine, 3000 tpm, 50Hz, singlefase*

- \* **Generator kVA max:** 7
- \* **Generator kVA cont.:** 6
- \* **Amps. Cont.:** 26A at 1 ~ 230V
- \* **Dimensions L x B x H:** 83 x 51 x 56
- \* **Weight:** 80 kg
- \* **Engine:** Honda GX390
- \* **Alternator:** Syncro







## Advanced Water Treatment

We have expertise in water treatment systems to ensure the purity and safety of the drinking water supply at all times.







## Operating principle

It is a reactor where hydroxyl radicals (OH<sup>-</sup>) are generated through Advanced Oxidative Photocatalysis, a physical-chemical process

capable of producing profound changes in the chemical structure of the contaminants, achieving their mineralization.

In itself, it is a broadband semiconductor that is directly excited by absorbing radiant energy, the photons generated from the UV lamps contained inside, so that, at the interface between the excited catalyst (carbon dioxide titanium) and dissolution (mainly water and organic compounds), the degradation reactions of contaminants occur until their mineralization is achieved.



## Applications

### Industrial waters

Agri-food, fruit and vegetable, textile, automotive, nuclear, paper, petrochemical, ceramics industries... in short, any industry where it is required to eliminate or reduce the organic matter content of water, allowing its reuse or reuse in different industrial processes.

### Waters with fauna and flora

Aquaculture, aquariums, zoos, natural pools, ponds, seafood farms... the reduction of organic matter (clarification) is achieved, and consequently better color and smell.

### Human consumption

Water purification plants, domestic, hotel, restaurant and naval sectors, for hospital aseptic areas, for practicing sports, for the prevention of legionella in ACS and AFCH circuits.

### Irrigation

H2O Titanium, combined with adequate filtration, eliminates all the organic matter present in the water, reducing the use of chlorine and other biocides and leaving water ideal for use or re-use in irrigation.

## What makes us different?

### Manufactured as a titanium dioxide monoblock

H2O Titanium does NOT use any type of coating, coating or similar, which means the total impossibility of any release of titanium dioxide with its use.

### Versatility, adaptability and space

It occupies a very small area and does not need infrastructure or civil works for its installation, as it is enough to place it on a bypass by introducing it into the same existing network of pipelines.

### Very low energy consumption and maintenance

Energy consumption is very low, an average of 112W per UV lamp (including peripherals) and its maintenance is very simple.

### Efficiency and Effectiveness

It has been proven to be effective for the elimination of organic compounds, normally achieving efficiencies between 90% and 99%.

### Sustainability

Harmless to people, animals and facilities, it does not require chemicals nor does it incorporate anything into the treated water, which preserves all its properties.

**h2o.TITANIUM**  
Fresh Radicals





Electrolytic technology that prevents calcium scale and protects against corrosion.

## Operating principle

The system is based on electrolytic technology, which is the most effective physical procedure for the control and inhibition of lime.

The electrolytic system uses an anode and a cathode (Zinc) to release ions of this metal into the water flow.

These ions act as nuclei that keep the minerals in suspension that give the water its hardness and, therefore, since they cannot precipitate, they do not produce scale and are eliminated by purging the system.

## What makes us different?

### Use guarantee for 10 years

In new installations and respecting the conditions of use of the equipment, it can report energy savings of up to 50%.

### Equipment with the highest Zn-Cu content on the market

Easily verifiable simply by comparing the weights of the units and the basis of the guarantee of use that is granted.

### Does not consume energy or chemicals

Continuous and undefined treatment once the water passes through the unit without the use of electrical energy or chemical agents.

### Does not require maintenance

The unit does not have to be demonstrated at any time during its useful life for cleaning of any kind.

### WRAS Certification

All units have WRAS certification, which indicates that the product is suitable for use in Water for Human Consumption.



### Sustainable and Respectful of the environment

It does not require any type of input and does not generate reject water, it only prevents the minerals that provide hardness to the water from precipitating and forming scale.

## Applications

### Residential sector

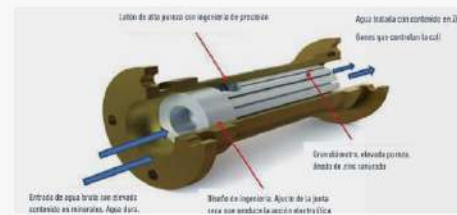
Wide domestic use in homes, restaurants, cinemas, offices, schools...

### Tourism sector

Hotels, tourist and recreational centers, associated services...

### Health sector

Hospitals, nursing homes, pharmaceutical industry...



## Specifications

- Commercial diameters 15mm (1/2") - 150mm 6"
- Threaded connection up to 50mm (2")
- Flanged connection between 50mm (2") and 150mm (6")
- Pressure losses at maximum flow  $\leq 0.3$  bar
- Water temperature  $\leq 80^{\circ}\text{C}$



## Efficient Water Management

Efficient water management is crucial to guarantee its availability and quality. Obtaining benefits from the conservation of natural resources, environmental protection and well-being.





# Intelligent water use monitoring system

## SensorFact

Intelligent monitoring system for the hydraulic network through pulse or ultrasonic sensors to detect leaks and optimize the use of water in industrial, service or supply networks.

### How does it work?



Easy-to-install ultrasonic pulse sensors and meters monitor your water consumption and send the data to your online control panel.

### What makes us different?

#### Low cost

Minimum installation and implementation costs in similar technologies on the market.

#### Remote mediation

All measurements reach the intelligent control system through the digital management platform.

#### Non intrusive

It is not necessary to stop the flow circulation for its installation, and it can even be used with meters already installed in it.

#### Flexibility

The ultrasonic sensors supplied with the system can be located anywhere on the network, even moved to make other measurements.

#### Smart reports

With permanent and constant measurements, reports are provided that allow evaluating possible points of water loss, and costs to predict maintenance or investments in the network.

#### Alarm management

Easily configurable alarms for PC, tablet or mobile phone depending on parameters that are specified.

### Applications

The SensorFact monitoring system has wide use in the industrial sector to control electricity, water and gas consumption; However, the need to control the use of water in all economic sectors of society makes this tool an indispensable product today.



### Specifications

- Use in almost any fluid
- Pipe diameters between 50 and 700mm (with alternatives for smaller diameters)
- Virtually any pipe manufacturing material
- 2% accuracy for fluid velocities  $\Rightarrow$  0.2 m/s
- Temperature for the equipment between -10°C and 70°C
- Temperature for transducers between -20°C and 160°C

